

**Glendore Public School  
Kindergarten  
CoL WaH Lessons**



**Term 3 - Week 5**

**Name:** \_\_\_\_\_

**This page has been intentionally left blank.**



# GLENDORE PUBLIC SCHOOL

Where Everyone can Succeed

RESPECT

CARING

LEARNING

SUCCESS



CALLAGHAN  
EDUCATION  
PATHWAYS

295 Maryland Drive, Maryland 2287  
E : [glendore-p.school@det.nsw.edu.au](mailto:glendore-p.school@det.nsw.edu.au)






P: 02 4955 6644  
F: 02 4955 6633

Web: [www.glendore-p.school.det.nsw.edu.au](http://www.glendore-p.school.det.nsw.edu.au)  
Facebook: [www.facebook.com/GlendorePSofficial/](https://www.facebook.com/GlendorePSofficial/)

## Kindergarten

### Continuity of Learning Working from Home Program (CoL WaH), Term 3 – Week 5

Key	Orange Text = Pre-recorded Lesson	Black Text= Complete Independently/under supervision
	Please open the PowerPoint for each day of the week and run in Slideshow mode to access all links and pre-recorded lessons.	

	Monday	Tuesday	Wednesday	Thursday	Friday
Morning	<p><b>Task:</b> Make your bed.</p> <p><b>English</b> <b>Task 1: Read Aloud</b> Listen to the book "Sheep" by Wendy Strobel on Epic to learn all about sheep!</p> <p><b>Task 2: Writing</b> Label a picture of a sheep, drawing lines from the body part to the label. Use an adjective (describing word) for each body part (ie. <b>floppy</b> ears). Aim for 3-5 labels.</p> 	<p><b>Task:</b> Do 20 star jumps!</p> <p><b>English</b> <b>Task 1: Read Aloud</b> Watch the pre-recorded Read Aloud of <i>Jemima's BIG Book of Farm Animals</i>.</p> <p><b>Task 2: Writing</b> Use the template to fill in what you now know about sheep. You may like to re-watch the Read Aloud to help you.</p> 	<p><b>Task:</b> Help make your lunch for today.</p> <p><b>English</b> <b>Task 1: Watch the video:</b> <a href="#">Sheep Facts for Kids   Classroom Learning Video - YouTube</a></p> <p><b>Task 2: Writing</b> Write an information report about sheep using your planning from Monday and Tuesday. Write your report on the template provided.</p> 	<p><b>Task:</b> Organise your toys today.</p> <p><b>English</b> <b>Task 1: Read Aloud</b> Watch the pre-recorded Read Aloud of <i>Pete the Sheep</i>.</p> <p><b>Task 2: Writing</b> Write a sentence about Shaun's Sheep Salon, then draw a picture to go with the sentence. Can you write a second or third sentence?</p> 	<p><b>Task:</b> 20 High Knees, 40sec Plank, Jog in Place for 30sec</p> <p><b>English</b> <b>Task 1: Read Aloud</b> Re-Watch the pre-recorded Read Aloud of <i>Pete the Sheep</i>.</p> <p><b>Task 2: Writing</b> Use the template to write a sentence about one or more sheep hairstyles in the book. Draw a picture to go with it!</p> 

	<p><b>Task 3: Tricky Words List</b>  <u><a href="#">Practise your tricky word list in one of the following ways:</a></u></p> <ul style="list-style-type: none"> <li>• Rainbow writing with coloured pencils</li> <li>• Chalk</li> <li>• Play dough</li> <li>• Create using pegs or pasta</li> <li>• Letter stamps</li> </ul> <p><b>Task 4: Reading Eggs</b>  Log on and participate in Reading Eggs levels.</p>	<p><b>Task 3: CVC Words</b>  Practise blending CVC words in one of the following ways:</p> <ul style="list-style-type: none"> <li>• Rainbow writing with coloured pencils</li> <li>• Chalk</li> <li>• Play dough</li> <li>• Create using pegs or pasta</li> <li>• Letter stamps</li> </ul> <p><b>Task 4: Reading Eggs</b>  Log on and participate in Reading Eggs levels.</p>	<p><b>Task 3: Tricky Words List</b>  Practise your tricky word list in one of the following ways:</p> <ul style="list-style-type: none"> <li>• Rainbow writing with coloured pencils</li> <li>• Chalk</li> <li>• Play dough</li> <li>• Create using pegs or pasta</li> <li>• Letter stamps</li> </ul> <p><b>Task 4: Reading Eggs</b>  Log on and participate in Reading Eggs levels.</p>	<p><b>Task 3: CVC Words</b>  Practise blending CVC words in one of the following ways:</p> <ul style="list-style-type: none"> <li>• Rainbow writing with coloured pencils</li> <li>• Chalk</li> <li>• Play dough</li> <li>• Create using pegs or pasta</li> <li>• Letter stamps</li> </ul> <p><b>Task 4: Reading Eggs</b>  Log on and participate in Reading Eggs levels.</p>	<p><b>Task 3: Tricky Words List</b>  Practise your tricky word list in one of the following ways:</p> <ul style="list-style-type: none"> <li>• Rainbow writing with coloured pencils</li> <li>• Chalk</li> <li>• Play dough</li> <li>• Create using pegs or pasta</li> <li>• Letter stamps</li> </ul> <p><b>Task 4: Reading Eggs</b>  Log on and participate in Reading Eggs levels.</p>	
Break	Wash your hands! Fruit Break then play outside.	Wash your hands! Fruit Break then kick a ball outside.	Wash your hands! Fruit break then do 10 star jumps.	Wash your hands! Fruit Break then do 10 high knees.	Wash your hands! Fruit Break then throw and catch a ball outside.	
Middle	<p><b>Mathematics</b>  <b>Task 1: TEN</b>  Watch the pre-recorded video on adding numbers together using a ten frame, counters and a die. You can access these resources through the following link if you don't have them at home:</p> <ul style="list-style-type: none"> <li>• <a href="#">Ten Frame Modeller (ictgames.com)</a></li> <li>• <a href="#">Roll a Die! Online Dice! (online-stopwatch.com)</a></li> </ul> <p>Activity:  Roll the dice. Place that many objects on the ten frame. Count how many more are needed to make ten. Record the friends of 10. Challenge yourself! Can you find the friends of 20 or 30?</p>	<p><b>Mathematics</b>  <b>Task 1: TEN</b>  Watch the pre-recorded video on adding numbers together using a ten frame, counters and a die. You can access these resources through the following link if you don't have them at home:</p> <ul style="list-style-type: none"> <li>• <a href="#">Ten Frame Modeller (ictgames.com)</a></li> <li>• <a href="#">Roll a Die! Online Dice! (online-stopwatch.com)</a></li> </ul> <p>Activity:  Roll the dice. Place that many objects on the ten frame. Count how many more are needed to make ten. Record the friends of 10. Challenge yourself! Can you find the friends of 20 or 30?</p>	<p><b>Mathematics</b>  <b>Task 1: TEN</b>  Watch the pre-recorded video on adding numbers together using a ten frame, counters and a die. You can access these resources through the following link if you don't have them at home:</p> <ul style="list-style-type: none"> <li>• <a href="#">Ten Frame Modeller (ictgames.com)</a></li> <li>• <a href="#">Roll a Die! Online Dice! (online-stopwatch.com)</a></li> </ul> <p>Activity:  Roll the dice. Place that many objects on the ten frame. Count how many more are needed to make ten. Record the friends of 10. Challenge yourself! Can you find the friends of 20 or 30?</p>	<p><b>Mathematics</b>  <b>Task 1: TEN</b>  Watch the pre-recorded video on adding numbers together using a ten frame, counters and a die. You can access these resources through the following link if you don't have them at home:</p> <ul style="list-style-type: none"> <li>• <a href="#">Ten Frame Modeller (ictgames.com)</a></li> <li>• <a href="#">Roll a Die! Online Dice! (online-stopwatch.com)</a></li> </ul> <p>Activity:  Roll the dice. Place that many objects on the ten frame. Count how many more are needed to make ten. Record the friends of 10. Challenge yourself! Can you find the friends of 20 or 30?</p>	<p><b>Mathematics</b>  <b>Task 1: TEN</b>  Watch the pre-recorded video on adding numbers together using a ten frame, counters and a die. You can access these resources through the following link if you don't have them at home:</p> <ul style="list-style-type: none"> <li>• <a href="#">Ten Frame Modeller (ictgames.com)</a></li> <li>• <a href="#">Roll a Die! Online Dice! (online-stopwatch.com)</a></li> </ul> <p>Activity:  Roll the dice. Place that many objects on the ten frame. Count how many more are needed to make ten. Record the friends of 10. Challenge yourself! Can you find the friends of 20 or 30?</p>	<p><b>Mathematics</b>  <b>Task 1: TEN</b>  Watch the pre-recorded video on adding numbers together using a ten frame, counters and a die. You can access these resources through the following link if you don't have them at home:</p> <ul style="list-style-type: none"> <li>• <a href="#">Ten Frame Modeller (ictgames.com)</a></li> <li>• <a href="#">Roll a Die! Online Dice! (online-stopwatch.com)</a></li> </ul> <p>Activity:  Roll the dice. Place that many objects on the ten frame. Count how many more are needed to make ten. Record the friends of 10. Challenge yourself! Can you find the friends of 20 or 30?</p>

**Task 2: Money**

- Watch the Video: <https://www.youtube.com/watch?v=Djfb0EAROTg>
- Look at some coins and notes (PowerPoint or in real life). What animals can you see? What are they made from (metal/plastic, silver/gold or colours etc).
- Complete a coin rubbing activity where you place different coins under paper and rub a pencil on top to show the image on each coin. Try both sides!

**Task 3: Mathseeds**

Log on and participate in Mathseeds levels.

**Task 2: Money**

- Watch the Video: <https://www.youtube.com/watch?v=NRWeQQ9qZ9I>
- Complete the worksheet- colour each coin a certain colour.




**Task 3: Mathseeds**

Log on and participate in Mathseeds levels.

**Task 2: Money**

- Watch the Video: [https://www.youtube.com/watch?v=7\\_5\\_rX\\_1s-8](https://www.youtube.com/watch?v=7_5_rX_1s-8)
- Play the game: [https://static.moneysmart.gov.au/teaching/resources/money-match/start\\_here.html](https://static.moneysmart.gov.au/teaching/resources/money-match/start_here.html)
- Complete the worksheet

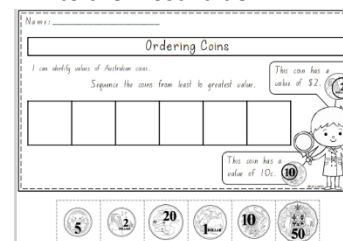


**Task 3: Mathseeds**

Log on and participate in Mathseeds levels.

**Task 2: Money**

- Watch the video: [Coins of Australia - YouTube](#)
- Play the game: [Coins Game for 4-10 year olds \(topmarks.co.uk\)](#)
- Complete the worksheet – cut and glue the coins in order from the least value to the most value.



**Task 3: Mathseeds**

Log on and participate in Mathseeds levels.

**Task 2: Money**

- Watch the video: [Royal Australian Mint Tour - Behind the News - YouTube](#)
- Play the coin sorting game: Select the Australian flag before you start - [Coins Game for 4-10 year olds \(topmarks.co.uk\)](#)
- Create your money monster: Draw the outline of your monster. Decorate your monster with coins.
- Complete the worksheet when you're done to tell me how many of each coin you had!




**Task 3: Mathseeds**

Log on and participate in Mathseeds levels.

Break	Wash your hands! Lunch – Help make your own sandwich.	Wash your hands! Lunch – Eat outside in the sunshine.	Wash your hands! Lunch - Have a picnic inside.	Wash your hands! Lunch – Draw on the concrete outside with chalk!	Wash your hands! Lunch – Draw a picture of what you had for lunch.
Afternoon	<b>Happier Schools</b> Read 'The Dragster Family' in the PowerPoint/CoL-WaH booklet and answer the questions on the last page.	<b>Visual Arts</b> Follow along with the Art for Kids Hub Video: 'How to Draw a Cartoon Sheep' <a href="#">How To Draw A Cartoon Sheep - YouTube</a> or	<b>Science</b> Watch the video: <a href="#">The secret lives of sheep   Animals Australia</a> Discuss the following questions with a grown up:	<b>Physical Education</b> Follow along with the Farm Adventure 'Cosmic Yoga Kids Video' <a href="#">Yoga Time!   On The Farm   Cosmic Kids - YouTube</a> or	<b>Geography</b>  We are learning about places. We can use our senses to explore places.

practise during a sheep by yourself!


What are male, female and baby sheep called?  
What are some of the products from sheep/lambs?  
Complete sheep mask.



go outside a practise your kicking skills.

[The Five Senses for Kids - Preschool Education - YouTube](#)


What are your five senses? Use your five senses on a nature walk of your backyard. What can you hear, smell, see and feel? Draw or write your answers on the worksheet in the booklet.



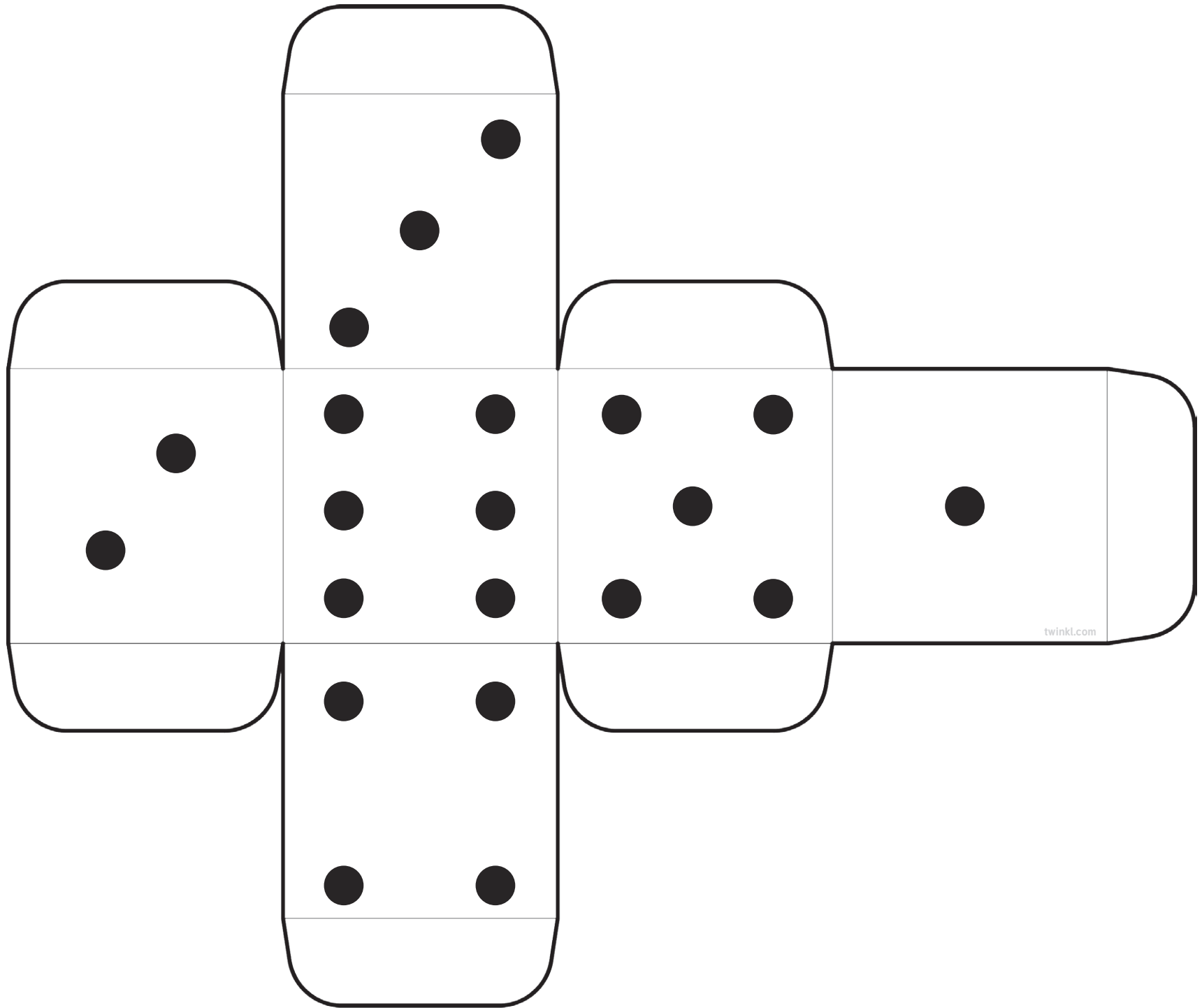


**Monday**

# SHEEP







**This page has been intentionally left blank.**





**This page has been intentionally left blank.**

**Place coins underneath this  
page and shade over the top  
of them!**

**This page has been intentionally left blank.**

**The**  
**Dragster**  
  
**Family**

Author: Ivan Honey  
Illustrator: Jacqui Lynch





In a town not far from here, there lives a very interesting family.

They are all Dragsters, special cars that go really fast and look fantastic.




Doug Dragster is bright yellow and he loves to go fast.

He drives so fast that he sometimes gets into sticky situations!





He is a happy, friendly dragster and has lots of energy. Doug has fun when he is discovering new things and having adventures.



His Mum is a fast, red Mini Cooper-S. Her name is Mini.

She loves Doug and always gives him fresh warm oil for breakfast. At night she tucks Doug into bed and tells him magical stories. Doug always asks for stories about his great, great grandfather, Dizzy Dragster.

His Dad, Larry Limo, is long, sleek and white. His highly polished paint work sparkles in the sunshine.



He enjoys his work driving important people around town.


Larry feels important too, and he is always kind and friendly to his passengers.

Doug and his dad Larry often visit his uncle Diesel Dragster.

They go to his garage and fix up the dragster engines to make them more powerful.

They talk as they work, and Doug loves to listen to their stories.

Uncle Diesel is a mechanic and knows everything about dragsters.




Doug's family often talk about his great, great Grandfather, Dizzy Dragster.

Dizzy invented the first diesel dragster, and wrote special books all about dragsters.

His picture hangs on the wall at the Drag Racing School.

All the dragsters read his books to discover the secrets about how to get happier.



# Doug's Family Tree

These are the special people in Doug's family



## Mini Asks:



What do you do to get happy?

Talk about the people in your family.

What do you like about them?

What is something special they can do?

Doug drew his family tree. Draw your family tree.



DOUG DRAGSTER™

Published in 2017 by Ivan Honey and Associates Pty Ltd  
Ivan Honey and Associates Pty Ltd  
PO BOX 126 Strathfieldsaye  
Victoria 3551 Australia  
Ph: 03 5439 5551

Website: [www.gethappier.net](http://www.gethappier.net)  
Email: [admin@ivanhoney.com](mailto:admin@ivanhoney.com)

©Ivan Honey and Associates Pty Ltd 2017

This publication is copyright. Other than for the purposes of and subject to conditions prescribed under the Copyright Act, no part of it may in any form or by any means (electronic, mechanical, micro copying, photocopying, recording or otherwise) be reproduced, stored in retrieval system or transmitted without prior written permission.

Author: Ivan Honey  
Design by Jacqui Lynch, Preloaded Design  
Illustrations by Jacqui Lynch, Preloaded Design and Mat Jones





Tuesday



Sheep

?

Sheep are



Sheep have...



Sheep eat...



Sheep live...



Sheep...

Name: \_\_\_\_\_

# I Spy Australian Coins

I can identify values of Australian coins.

Use the code below to colour in the Australian coins.



## Colour Key

\$2 blue

\$1 red


50c green

20c orange

10c pink

5c yellow

# SHEEP






Wednesday

# SHEEP

Handwriting practice area with ten sets of dashed lines for tracing on a white background.



Name: \_\_\_\_\_

# Australian Coins











© laurenquairclough ♥

50c	one dollar	5c	twenty cents
two dollars	20c	\$2	ten cents
\$1	fifty cents	five cents	10c

**This page has been intentionally left blank.**




# Cut-out Sheep Mask



**This page has been intentionally left blank.**



Thursday



A large rectangular writing area with a thick black border. Inside the border, there are ten horizontal dashed lines, providing a guide for handwriting practice. The lines are evenly spaced and extend across most of the width of the page.

Name: \_\_\_\_\_

# Ordering Coins

I can identify values of Australian coins.


Sequence the coins from least to greatest value.

--	--	--	--	--	--

This coin has a value of \$2.



This coin has a value of 10c.




APPLES & ANTICS



**This page has been intentionally left blank.**

A decorative banner with a floral pattern. The word "Friday" is written in a large, white, outlined font in the center. The background is filled with intricate line art of various flowers, leaves, and vines. The banner is enclosed in a thin black border.

Friday



# SHEEP

Handwriting practice lines consisting of six horizontal dashed lines.

A large empty rectangular box for drawing or coloring.



Name: \_\_\_\_\_

Date: \_\_\_\_\_

# MY MONEY MONSTER!

My monster has...

5c	10c	20c	50c	\$1	\$2

The biggest value coin I used is: \_\_\_\_\_

The smallest value coin I used is: \_\_\_\_\_

©Julia Chalmers

Name: \_\_\_\_\_

Date: \_\_\_\_\_

# MY MONEY MONSTER!

My monster has...

5c	10c	20c	50c	\$1	\$2

The biggest value coin I used is: \_\_\_\_\_

The smallest value coin I used is: \_\_\_\_\_

©Julia Chalmers

**This page has been intentionally left blank.**



Provide a few strips of coins to each student

**This page has been intentionally left blank.**

# NATURE WALK

I HEAR...

I SMELL...

I SEE...

I FEEL...



# **Extra Resources**

**Tricky Words - practise your list on Monday, Wednesday and Friday.**

**Decodable Words - choose some of these words to practise on Tuesday and Thursday.**

**Word Work Ideas - some fun ways to practise these words.**

**Jolly Phonics Card - to help when writing independent sentences.**

Tricky Words

List 1

I to

the do

was of

Tricky Words

List 2

he we

she be

me

Tricky Words

List 3

are you

all your

here

Tricky Words

List 4

come there

some they

said



*Tricky Words*

*List 5*

*go*

*my*

*no*

*one*

*so*

*Tricky Words*

*List 6*

*by*

*like*

*only*

*have*

*old*

*Tricky Words*

*List 7*

*live down*

*give what*

*little*

*Tricky Words*

*List 8*

*when who*

*why which*

*where*

Tricky Words

List 9

any before  
many other  
more

Tricky Words

List 10

were saw  
because could  
want

Tricky Words

List 11

should two

would four

right

Tricky Words

List 12

goes their

does

made

Tricky Words

List 13

always every

after also

cover once

Tricky Words

List 14

brother eight

mother upon

love

# DECODABLE WORDS- 3 SOUNDS (NO DIGRAPHS)

sat	pin	sip	pip
pat	sit	tap	pit
pan	tip	tin	tan
gig	gag	gap	man
mat	map	gas	tag
pig	nag	sag	nap
nip	nit	top	bus
cot	hid	cog	rib
pop	rap	pal	lip
dad	hop	bad	bib
bit	ram	rug	hat
dip	dim	din	did
got	dig	rip	not
dot	dog	bat	hog
log	dug	lap	rat
hut	big	lad	rot
ham	hop	sum	tub
him	sub	cub	but

# DECODABLE WORDS- 3 SOUNDS (NO DIGRAPHS)

pit	hot	hug	mud
had	lot	bud	bug
cab	pot	bin	can
cop	cap	cat	tub
bag	bat	hum	run
mug	mum	sun	rim
rag	hit	bun	mop
gum	nut	cob	lit
zip	jam	yet	yes
van	kid	kit	get
yum	beg	met	pet
pen	peg	pen	men
kin	vet	zap	wet
ten	fin	jig	red
jet	fun	bet	fit
fig	fog	leg	jog
fat	vat	win	jug

## DECODABLE WORDS- 2 SOUNDS

at	in	it	am
on	if	up	us

## DECODABLE WORDS- 4 SOUNDS (NO DIGRAPHS)

pips	spin	pigs	spat
pans	camp	bolt	cost
slug	stop	clip	drum
mist	slid	lost	plum
blob	slap	trap	brag
smog	suds	tram	club
hand	sand	band	snap
blab	glum	crab	bond
belt	flag	swim	tent
went	nest	best	zest
test	swum	bend	bent
swim	swam	jump	west



## DECODABLE WORDS- 3 SOUNDS (INC DIGRAPHS)

mess	fizz	kiss	hill
bell	puff	doll	tell
duck	pack	neck	kick
sick	rock	chip	shop
chess	shed	fish	dish
dash	hush	shell	shut
whip	when	then	that
moth	wish	this	chick
quack	quit	bang	sing
rang	long	king	ring
boil	coin	join	soil
tail	pain	sail	wait
loud	sour	noun	pout
boat	moan	soap	goat
blue	glue	clue	true
reel	feed	seen	meet
boot	room	loot	food
card	mark	star	park

# DECODABLE WORDS- 4 SOUNDS (INC DIGRAPHS)

swell	skull	cliff	drill
sniff	fluff	troll	press
dress	frizz	block	stick
flock	trick	click	truck
smell	floss	stuff	stuck
bench	chest	punch	lunch
brush	trash	shrub	thump
whisk	cloth	quest	squish
swing	quilt	sting	brain
again	snail	drain	trail
float	toast	bloat	throat
flies	tries	cried	spies
sleep	green	creek	sweep
shorts	horns	forks	stork
stool	books	scoop	broom
cloud	about	found	count
point	spoil	avoid	coins
perch	germs	river	otter
start	smart	farms	scarf

# DECODABLE WORDS- 5 SOUNDS (INC DIGRAPHS)


stomp	clamp	spring	stress
asleep	rabbit	kitten	gifts
crabs	melts	racket	frogs
bucket	kennel	print	sudden
spills	across	attacks	comic
strap	begin	plains	carrot
jacket	frost	lesson	thinks
stuffs	forgot	grunt	bottom
stings	groans	panic	getting
happen	grabs	slept	swings
magpie	brings	spent	chicken
muffin	butter	balloon	winter
sprint	seven	drench	rescue
wooden	clouds	garden	vanish
afford	finish	factor	cannot
shivers	sister	snarls	puppet
ground	visit	unload	exact

# DECODABLE WORDS- 6+ SOUNDS (INC DIGRAPHS)

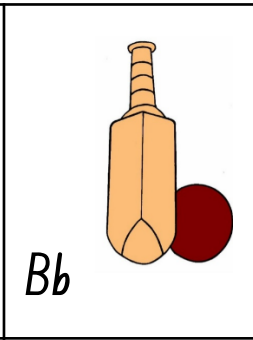
presents	helpless	numbat	rockets
cricket	camping	helmet	protect
transport	insect	sunscreen	stands
replies	popcorn	pumpkin	raincoat
piglet	sailing	mattress	collect
missing	important	speeding	platform
unfold	himself	difficult	sprains
happening	biggest	sunset	morning
soaking	stocking	fingernail	mailbox
mountain	helicopter	labrador	problem
entertain	continued	second	understand
hundred	thousand	mandarin	consistent
expected	interest	bedroom	invent
problem	different	shopping	replied
explain	herself	monster	crimson
munching	another	destroy	bringing
against	children	reading	paintbrush

# WORD WORK IDEAS

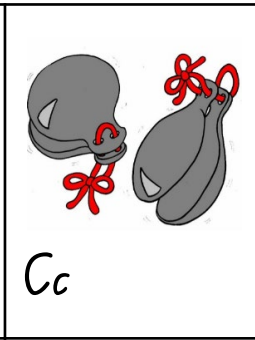
<p><b>BLOCK WORDS</b> Write or stick letters onto blocks, then use them to build your words.</p>	<p><b>FANCY WRITING</b> Write your words in fancy writing e.g. twirly writing, bubble writing, dotted, squiggle writing.</p>	<p><b>BEAD WORDS</b> Write letters on beads and then thread your words onto string or pipe cleaners.</p>	<p><b>SENSORY WRITING</b> Write your words in a tray of rice, sand, salt or sugar.</p>
<p><b>ALPHABETICAL ORDER</b> Write your words in alphabetical order. Challenge- write them in reverse alphabetical order.</p>	<p><b>DOT PAINT WORDS</b> Use a cotton bud or a paint brush to write your words by dotting each letter.</p>	<p><b>LETTER COLLAGE</b> Cut out letters from newspapers and magazines and create your words.</p>	<p><b>TRAIN TRACKS</b> Write your words on stickers and place on your train set. Say the words as the train rolls over them.</p>
<p><b>MAGNETIC LETTERS.</b> Make your words with magnetic letters.</p>	<p><b>PLAYDOUGH</b> Make your words with playdough.</p>	<p><b>LEGO WORDS</b> Make your words using pieces of lego to build each letter</p>	<p><b>CHALK TALK</b> Write your words with chalk on an outside area or chalkboard.</p>
<p><b>SECRET CODE</b> Create a code with pictures for each letter of the alphabet. Write your words in that code.</p>	<p><b>WRITING TOOLS</b> Use as many different writing tools as you can to write your words e.g. pencil, crayon, texta, marker</p>	<p><b>RAINBOW WRITE</b> Write your words with different colours. You might like to use different colours for each word, or each letter.</p>	<p><b>WORD REVEAL</b> Write your words with white crayon, then use watercolour paint or textas to reveal your words.</p>
<p><b>BEADS &amp; BUTTONS</b> Use small objects (like beads, buttons, gems) to make your words.</p>	<p><b>PAPER WORDS</b> Tear up paper into little pieces then glue together to make your words.</p>	<p><b>STICKER WORDS</b> Use small dot stickers or any other small stickers to make your words.</p>	<p><b>MESSY WORDS</b> Use messy materials like slime or shaving cream to write your words in!</p>
<p><b>MAKE A PUZZLE</b> Write your words and then cut them up into a puzzle. Then put back together.</p>	<p><b>FIND A WORD</b> Make a find a word with your sight words.</p>	<p><b>MEMORY/SNAP</b> Write your words twice onto flash cards. Use to play Memory or Snap.</p>	<p><b>BINGO</b> Write your words onto Bingo boards and make some flash cards. Use to play Bingo.</p>
<p><b>TARGET PRACTICE</b> Put your words onto targets and try to hit them with a ball or beanbag.</p>	<p><b>SKITTLES</b> Put your words onto skittles and say the word as you knock them over.</p>	<p><b>HIDDEN PICTURES</b> Draw a picture and hide your words inside the picture.</p>	<p><b>WRONG HAND</b> Write your words with your non writing hand.</p>




Aa



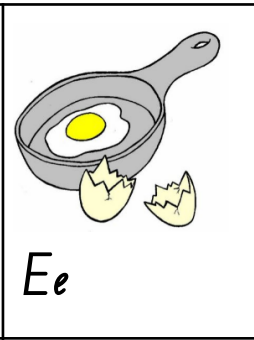
Bb




Cc



Dd



Ee




Ff




Gg



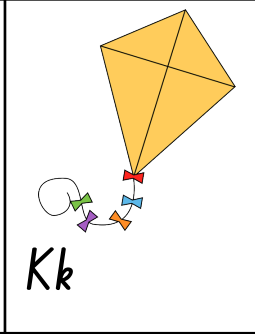
Hh




Ii




Jj



Kk




Ll



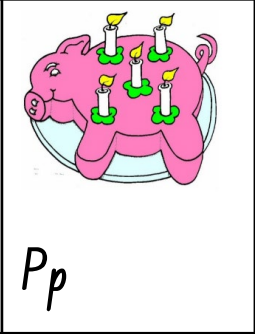
Mm




Nn




Oo




Pp




Qq



Rr




Ss



Tt



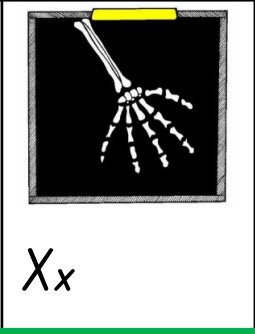
Uu




Vv




Ww



Xx



Yy



Zz

### Red Tricky Words

I	me	to
the	we	do
he	be	of
she	was	

### Yellow Tricky Words

are	come	there
all	some	they
you	said	
your	here	


### Green Tricky Words

go	by	live	when
no	only	give	why
so	old	little	where
my	like	down	who
one	have	what	which

ai



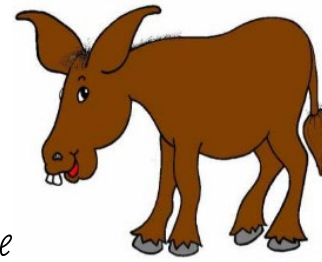
oa




ie



ee



or



ng



oo



oo

ch



sh




th

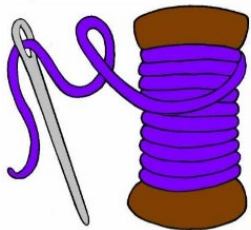
th




qu



ou



oi



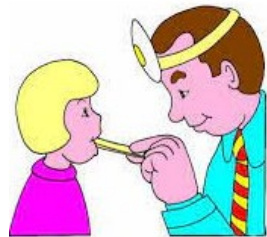
ue



er



ar



### Blue Tricky Words

any  
many  
more  
before

other  
were  
because  
want

saw  
could  
should  
would

right  
two  
four  
goes

does  
made  
their

