

**Glendore Public School
Kindergarten
CoL WaH Lessons**



Term 3 - Week 8

Name: _____



GLENDORE PUBLIC SCHOOL

Where Everyone can Succeed

RESPECT

CARING

LEARNING

SUCCESS



CALLAGHAN
EDUCATION
PATHWAYS

295 Maryland Drive, Maryland 2287
E : glendore-p.school@det.nsw.edu.au

P: 02 4955 6644
F: 02 4955 6633

Web: www.glendore-p.school.det.nsw.edu.au
Facebook: www.facebook.com/GlendorePSofficial/

Kindergarten

Continuity of Learning Working from Home Program (CoL WaH), Term 3 – Week 8

Key	Orange Text = Pre-recorded Lesson	Black Text= Complete Independently/under supervision
	Please open the PowerPoint for each day of the week and run in Slideshow mode to access all links and pre-recorded lessons.	

	Monday	Tuesday	Wednesday	Thursday	Friday
Morning	<p>Task: Make your bed.</p> <p>English Task 1: Read Aloud Listen to the book “Goats” by Leo Statts on Epic to learn all about goats! Offline Option: Brainstorm all the things you know about goats.</p> <p>Task 2: Writing Label a picture of a goat, drawing lines from the body part to the label. Use an adjective (describing word) for each body part (ie. fluffy tail). Aim for 3-5 labels.</p>	<p>Task: Do 20 star jumps!</p> <p>English Task 1: Read Aloud Watch the pre-recorded Read Aloud about goats. Offline Option: Read the information sheet about goats.</p> <p>Task 2: Writing Use the template to fill in what you now know about goats. You may like to re-watch the Read Aloud to help you.</p>	<p>Task: Help make your lunch for today.</p> <p>English Task 1: Watch the video: * GOAT * Animals For Kids All Things Animal TV - YouTube Offline Option: Read the information sheet about Goats.</p> <p>Task 2: Writing Write an information report about goats using your planning from Monday and Tuesday. Write your report on the template provided.</p>	<p>Task: Organise your toys today.</p> <p>English Task 1: Read Aloud Watch the pre-recorded Read Aloud of <i>Three Billy Goats Gruff</i>. Offline Option: Read a book you have at home.</p> <p>Task 2: Writing Write a sentence about Billy Goats Gruff, (or the book you read at home) then draw a picture to go with the sentence. Can you write a second or third sentence?</p>	<p>Task: 10 step touches, 15 squats, 20 hops each leg.</p> <p>English Task 1: Read Aloud Re-watch the pre-recorded Read Aloud of <i>Three Billy Goats Gruff</i>. Offline Option: Read a book you have at home.</p> <p>Task 2: Handwriting Practice writing the letter ‘k’ in 4 different colours OR complete the two handwriting pages in the booklet.</p>



Task 3: Tricky Words List


Practise your tricky word list in one of the following ways:

- Rainbow writing with coloured pencils
- Chalk
- Play dough
- Create using pegs or pasta
- Letter stamps

Task 4: Reading Eggs

Log on and participate in Reading Eggs levels.

Offline Option: Practise Jolly Phonics Sounds with the Sound Card.



Task 3: Decodable Words

Practise blending decodable words in one of the following ways:


- Rainbow writing with coloured pencils
- Chalk
- Play dough
- Create using pegs or pasta
- Letter stamps

Start with words containing 3 sounds and challenge yourself with more difficult words if you feel ready!

Task 4: Phonics

Follow along with the pre-recorded phonics video or if you do not have access to the PowerPoint and Videos, practise your Jolly Phonics sounds and actions using the card at the back of your work booklet.

Offline Option: Practise Jolly Phonics Sounds with the Sound Card.



Task 3: Tricky Words List


Practise your tricky word list in one of the following ways:

- Rainbow writing with coloured pencils
- Chalk
- Play dough
- Create using pegs or pasta
- Letter stamps

Task 4: Reading Eggs

Log on and participate in Reading Eggs levels.

Offline Option: Practise Jolly Phonics Sounds with the Sound Card.



Task 3: Decodable Words

Practise blending decodable words in one of the following ways:

- Rainbow writing with coloured pencils
- Chalk
- Play dough
- Create using pegs or pasta
- Letter stamps

Start with words containing 3 sounds and challenge yourself with more difficult words if you feel ready!

Task 4: Phonics

Follow along with the pre-recorded phonics video or if you do not have access to the PowerPoint and Videos, practise your Jolly Phonics sounds and actions using the card at the back of your work booklet.

Offline Option: Practise Jolly Phonics Sounds with the Sound Card.



Task 3: Tricky Words List

Practise your tricky word list in one of the following ways:

- Rainbow writing with coloured pencils
- Chalk
- Play dough
- Create using pegs or pasta
- Letter stamps

Task 4: Reading Eggs

Log on and participate in Reading Eggs levels.

Offline Option: Practise Jolly Phonics Sounds with the Sound Card.

Break	Wash your hands! Fruit Break then play outside.	Wash your hands! Fruit Break then kick a ball outside.	Wash your hands! Fruit break then do 10 star jumps.	Wash your hands! Fruit Break then do 10 high knees.	Wash your hands! Fruit Break then throw and catch a ball outside.
Middle	<p>Mathematics Task 1: TEN</p> <p>Watch the pre-recorded video on Adding using playing cards. You need one pack of regular playing cards with the picture cards (J,Q,K, Joker) removed, with Ace being the number 1. This game can be played with a partner.</p> <p>You can access these resources through the following link if you don't have them at home:</p> <ul style="list-style-type: none"> • Playing Cards » Toy Theater Learn • Create • Play • Ten Frame Modeller (ictgames.com) • Number Chart 1 to 10 Free Virtual Manipulatives Toy Theater <p>Activity: Play concentration (memory) with the playing cards. You can use objects or a number line to help you add the numbers.</p> <p>Level 1: Use numeral cards and playing cards 1-10. Students need to match the numeral to the playing card.</p> <p>Level 2: Flip two cards and add them together to keep the cards.</p>	<p>Mathematics Task 1: TEN</p> <p>Watch the pre-recorded video on Adding using playing cards. You need one pack of regular playing cards with the picture cards (J,Q,K, Joker) removed, with Ace being the number 1. This game can be played with a partner.</p> <p>You can access these resources through the following link if you don't have them at home:</p> <ul style="list-style-type: none"> • Playing Cards » Toy Theater Learn • Create • Play • Ten Frame Modeller (ictgames.com) • Number Chart 1 to 10 Free Virtual Manipulatives Toy Theater <p>Activity: Play concentration (memory) with the playing cards. You can use objects or a number line to help you add the numbers.</p> <p>Level 1: Use numeral cards and playing cards 1-10. Students need to match the numeral to the playing card.</p> <p>Level 2: Flip two cards and add them together to keep the cards.</p>	<p>Mathematics Task 1: TEN</p> <p>Watch the pre-recorded video on Adding using playing cards. You need one pack of regular playing cards with the picture cards (J,Q,K, Joker) removed, with Ace being the number 1. This game can be played with a partner.</p> <p>You can access these resources through the following link if you don't have them at home:</p> <ul style="list-style-type: none"> • Playing Cards » Toy Theater Learn • Create • Play • Ten Frame Modeller (ictgames.com) • Number Chart 1 to 10 Free Virtual Manipulatives Toy Theater <p>Activity: Play concentration (memory) with the playing cards. You can use objects or a number line to help you add the numbers.</p> <p>Level 1: Use numeral cards and playing cards 1-10. Students need to match the numeral to the playing card.</p> <p>Level 2: Flip two cards and add them together to keep the cards.</p>	<p>Mathematics Task 1: TEN</p> <p>Watch the pre-recorded video on Adding using playing cards. You need one pack of regular playing cards with the picture cards (J,Q,K, Joker) removed, with Ace being the number 1. This game can be played with a partner.</p> <p>You can access these resources through the following link if you don't have them at home:</p> <ul style="list-style-type: none"> • Playing Cards » Toy Theater Learn • Create • Play • Ten Frame Modeller (ictgames.com) • Number Chart 1 to 10 Free Virtual Manipulatives Toy Theater <p>Activity: Play concentration (memory) with the playing cards. You can use objects or a number line to help you add the numbers.</p> <p>Level 1: Use numeral cards and playing cards 1-10. Students need to match the numeral to the playing card.</p> <p>Level 2: Flip two cards and add them together to keep the cards.</p>	<p>Mathematics Task 1: TEN</p> <p>Watch the pre-recorded video on Adding using playing cards. You need one pack of regular playing cards with the picture cards (J,Q,K, Joker) removed, with Ace being the number 1. This game can be played with a partner.</p> <p>You can access these resources through the following link if you don't have them at home:</p> <ul style="list-style-type: none"> • Playing Cards » Toy Theater Learn • Create • Play • Ten Frame Modeller (ictgames.com) • Number Chart 1 to 10 Free Virtual Manipulatives Toy Theater <p>Activity: Play concentration (memory) with the playing cards. You can use objects or a number line to help you add the numbers.</p> <p>Level 1: Use numeral cards and playing cards 1-10. Students need to match the numeral to the playing card.</p> <p>Level 2: Flip two cards and add them together to keep the cards.</p>

Level 3: Flip three cards over and need to add them together to keep the cards.

Level 4: Flip two cards and subtract the smaller card from the bigger card correctly to keep the cards.

EXTENSION: Flip two cards to make a 2-digit number. Flip a third card and subtract the smaller card from the two-digit number.

Task 2: Time

- Watch [Daytime and Nighttime | Jack Hartmann - YouTube](#)
- **Offline Option: Discuss things that happen in the day time and the night time and compare why they are different**
- Complete the “ordering our school day” worksheet” by cutting and pasting the activities into the boxes. Write if you do the event in the morning, in the middle of the day, in the afternoon, in the evening or at night.

Level 3: Flip three cards over and need to add them together to keep the cards.

Level 4: Flip two cards and subtract the smaller card from the bigger card correctly to keep the cards.

EXTENSION: Flip two cards to make a 2-digit number. Flip a third card and subtract the smaller card from the two-digit number.

Task 2: Time

- *1 minute challenge:* How many star jumps can you do in a minute, how many times can you touch your toes in a minute and how many times can you write your name in a minute.
- Discuss how some activities take a short amount of time, and some take a long amount of time.
- Sort the activities into what you can do in a second, a minute and an hour.
- Which one takes a SHORT time and which one takes a LONG time?

Level 3: Flip three cards over and need to add them together to keep the cards.


Level 4: Flip two cards and subtract the smaller card from the bigger card correctly to keep the cards.

EXTENSION: Flip two cards to make a 2-digit number. Flip a third card and subtract the smaller card from the two-digit number.

Task 2: Time

- **Watch the video:** [Days of the Week Song | The Singing Walrus - YouTube](#)
- **Offline Option: Say the days of the week in order.**

Complete the days of the week train worksheet.



Task 3: Mathseeds

Log on and participate in Mathseeds levels.

Level 3: Flip three cards over and need to add them together to keep the cards.

Level 4: Flip two cards and subtract the smaller card from the bigger card correctly to keep the cards.

EXTENSION: Flip two cards to make a 2-digit number. Flip a third card and subtract the smaller card from the two-digit number.

Task 2: Time

- **Watch the video:** [The 7 Days of the Week Song | 7 Days of the Week | Kids Songs by The Learning Station - YouTube](#)
- **Offline Option: Say the days of the week in order.**

Talk about which days of the week are weekend days (Saturday and Sunday) and which are weekdays. What are some activities you do on weekdays vs activities that you do on the weekend? Complete the ‘Different Days of the Week’ worksheet by writing and drawing something you do on a weekday and weekend in the morning, middle of the day, afternoon and night-time.

Level 3: Flip three cards over and need to add them together to keep the cards.

Level 4: Flip two cards and subtract the smaller card from the bigger card correctly to keep the cards.

EXTENSION: Flip two cards to make a 2-digit number. Flip a third card and subtract the smaller card from the two-digit number.

Task 2: Time

- **Watch:** <https://youtu.be/HtQcnZ2JwSY>
- Fill out the table: How many things can you think of that you can do in a second/in a minute/an

What can you do in a second?	What can you do in a minute?	What can you do in an hour?









hour.

- **Activity options:**
 1. Play snap, memory or go fish with the weekday cards AND/OR
 2. Complete the rainbow days of the week craft.

Ordering Our School Day
Cut out the events of a school day and glue them in order of when you do these things. Below each square, write if you do the event in the morning, in the middle of the day, in the afternoon, in the evening or at night.





Task 3: Mathseeds
Log on and participate in Mathseeds levels.

What Takes Longer?

 brushing your teeth	 a swimming lesson	_____
 reading a book	 one star jump	_____
 a day at school	 eating your dinner	_____
 watching a movie	 getting dressed for school	_____

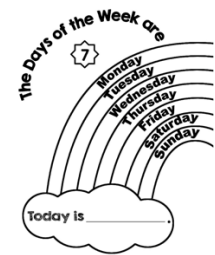
Task 3: Mathseeds
Log on and participate in Mathseeds levels.

Different Days of the Week
Draw and write how your school day is different to a weekend day.

	School Day	Weekend
In the morning		
In the middle of the day		
In the afternoon		
In the evening		

Task 3: Mathseeds
Log on and participate in Mathseeds levels.


Monday	Monday	Monday
Tuesday	Tuesday	Tuesday
Wednesday	Wednesday	Wednesday
Thursday	Thursday	Thursday
Friday	Thursday	Thursday
Saturday	Saturday	Saturday
Sunday	Sunday	Sunday




Task 3: Mathseeds
Log on and participate in Mathseeds levels.

Break	Wash your hands! Lunch – Help make your own sandwich.	Wash your hands! Lunch – Eat outside in the sunshine.	Wash your hands! Lunch - Have a picnic inside.	Wash your hands! Lunch – Draw on the concrete outside with chalk!	Wash your hands! Lunch – Draw a picture of what you had for lunch.
-------	--	--	---	--	---

Afternoon	<p>Happier Schools Read 'Looking after yourself' in the PowerPoint/CoL-WaH booklet and answer the questions on the last page by either writing or by talking about them with an adult.</p>	<p>Science Watch the video on goats - * GOAT * Animals For Kids All Things Animal TV - Bing video Discuss with an adult What did you learn about goats that you did not know before?</p> <p>What do you think about goats? Do you like them? Are they cute? Do you think they are smelly?</p>	<p>Music Join Ricky on WEDNESDAY @ 2pm for a Zoom Music lesson! Click the link below to enter the Zoom meeting and have some fun!</p>	<p>Physical Education Watch and follow along with PE with Joe: PE With Joe 2021 Monday 8th Feb - YouTube or go outside and practice bouncing a ball by yourself or with someone from your family</p>	<p>Geography We are learning about Newcastle and our community.</p> <p>Watch the Youtube clip of the book <i>Tom Tom</i> by Rosmary Sullivan https://www.youtube.com/watch?v=VY-XaZscppQ</p> <p>*What is similar between your life and Tom Tom's life?</p>
-----------	---	--	---	---	---



Complete the Fact vs Opinion Sheet

What do you know about goats?	
Fact	Opinion
	
Goats make great pets.	Some baby goats are born with big horns.
Fewer have only lower teeth.	Goats spend most of their day playing and eating.
Every hair is very soft to touch.	Goats are easy to take care of.
Goats are fun and friendly.	Goats provide food for us.

©2019 Mrs. Corrie Teacher Resources

<https://zoom.us/j/6522974834?pwd=eVRSSzlaQldLV3BtRXBNcCtUVzM1ZzO9>



Offline Option: go outside and practice bouncing a ball by yourself or with someone from your family.

*What is different between your life and Tom Tom's life?
*What are some of the places Tom Tom travels to throughout the day?

*Choose your favourite place in Newcastle. This might be a popular special and well-known place, or it might be a friend or family members' house.

*Draw a picture of your special place

_____ 's Special Place



My special place in the community is...


Offline Option: Discuss with an adult:

- * Brainstorm a list of places in Newcastle you visit regularly.
- *Choose your favourite place in Newcastle.
- *Draw a picture of your special place




Monday

GOATS



Ordering Our School Day

Cut out the events of a school day and glue them in order of when you do these things. Below each square, write if you do the event in the morning, in the middle of the day, in the afternoon, in the evening or at night.



waking up

twinkl.com



eating dinner

twinkl.com



eating morning tea

twinkl.com



finishing school

twinkl.com



going to bed

twinkl.com



eating breakfast

twinkl.com



playing at lunch

twinkl.com



doing homework

twinkl.com



going to school

twinkl.com

This page has been intentionally left blank.




Looking
 **After**
YOURSELF

Author: Ivan Honey and Stacey Honey


Illustrator: Jacqui Lynch

The Dragsters know that they need to keep their engines in tip top shape. It's no fun if your engine isn't working!


Dragsters have special secrets for keeping themselves healthy and happy. Let's find out what they do.




Every day Daisy has her breakfast of good oil, and drives outside to breathe in the fresh air and get some sunshine.



Doug and his friends enjoy getting out on the open roads, and they go to the race track for some exercise.



Engines need to keep cool to be able to run smoothly. Sid drinks plenty of water to keep his engine from overheating.




Regular check ups and repairs at the Go-Go Repair shop, help Sam to keep feeling his best. A regular tune-up helps Sam to keep healthy and happy.






Having fun with their friends around the camp fire, toasting marshmallows, and telling stories keeps them smiling and happy.

After their adventures, the dragsters make sure they get a good sleep each night so their engines are ready for another day.



Uncle D asks:



What activities do you do to get some exercise?

What is the best drink to keep your body healthy?

What foods are best to fuel your body?

What games do you and your friends play to enjoy yourselves?

Where are some places that you visit to keep yourself healthy?

What time do you go to bed to make sure you get enough rest?



DOUG DRAGSTER™

Published in 2017 by Ivan Honey and Associates Pty Ltd
Ivan Honey and Associates Pty Ltd
PO BOX 126 Strathfieldsaye
Victoria 3551 Australia
Ph: 03 5439 5551

Website: www.gethappier.net
Email: admin@ivanhoney.com

©Ivan Honey and Associates Pty Ltd 2017

This publication is copyright. Other than for the purposes of and subject to conditions prescribed under the Copyright Act, no part of it may in any form or by any means (electronic, mechanical, micro copying, photocopying, recording or otherwise) be reproduced, stored in retrieval system or transmitted without prior written permission.

Authors: Ivan Honey and Stacey Honey
Design by Jacqui Lynch, Preloaded Design
Illustrations by Jacqui Lynch, Preloaded Design and Mat Jones



Tuesday

Offline Option - Information About Goats



Goats are cute and cuddly animals, loved by children and adults alike. Although not popular as a pet like dogs and cats, goats are domesticated and are very useful to humans. And there's more to these herbivorous animals.

- There are many different types of goats all over the world. There are over 210 species of goats.
- China has the most number of goats in the world. They are around 170 million goats in China.
- Goats don't have teeth in the front of their upper jaw, however, they have around 24 molars. Their diet consists of browse, clover, and grass.
- The average life span of a goat is 12 years, but there have been some cases of goats living to be 15.
- Goats are known for being quite agile. They are capable of jumping over five feet.
- When it is raining, goats tend to try to find shelter as they dislike getting wet.
- Goats are picky eaters when compared to sheep, cows, and pigs. They are clean animals and tend to avoid eating anything bad.
- Male goats aren't the only ones who have beards. The females have them too!
- It is said that some goat herders noticed that their herd of goats had plenty of energy after consuming coffee beans. When they tried it, it had almost the same effect. Many believe this is how coffee first started being consumed.
- Cashmere is a favoured material used to make clothing. It is expensive and stylish and is made from goat hair. The downy undercoat that some goats produce during the winter is used when making this fancy material. The silky material is separated by hand from the outer coat. It takes the coats of at least two goats to make just one sweater.



Goats



Goats are

Blank space for writing.



Goats have...

Blank space for writing.



Goats eat...

Blank space for writing.



Goats live...

Blank space for writing.



Goats...

Blank space for writing.

What Takes Longer?



brushing your teeth




a swimming lesson




reading a book



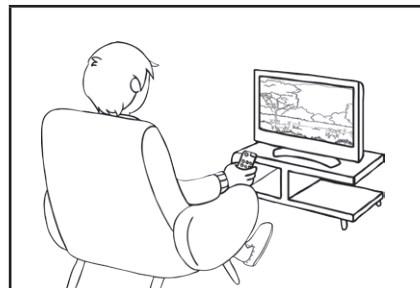
one star jump



a day at school



eating your dinner



watching a movie




getting dressed
for school

Name: _____ Date: _____

What do you know about goats?

Fact

Opinion



Goats make great pets.

Some baby goats are born with tiny horns.

Goats have only lower teeth.

Goats spend most of their day playing and eating.

Goat hair is very soft to touch.

Goats are easy to take care of.

Goats are fun and friendly.

Goats provide food for us.

This page has been intentionally left blank.



Wednesday

GOATS


A series of ten horizontal dashed lines for handwriting practice, spaced evenly down the page.

Days of the Week Train


Cut and join the train together. Then cut and order the days of the week. Then glue them in the correct order into the carriages.

Monday	Tuesday	Wednesday	Thursday
Friday	Saturday	Sunday	

Days of the Week Train




glue
and
join



This page has been intentionally left blank.







Thursday



A large rectangular frame containing ten sets of horizontal dashed lines, designed for handwriting practice. The lines are evenly spaced and extend across most of the width of the frame.

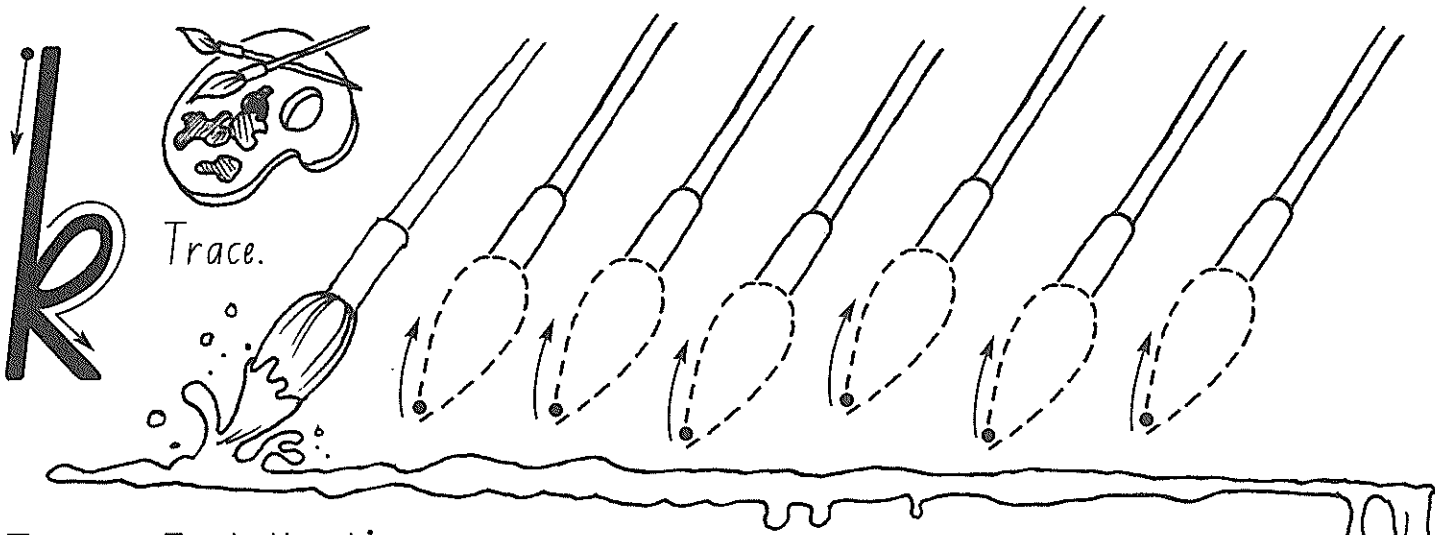
Different Days of the Week

Draw and write how your school day is different to a weekend day.

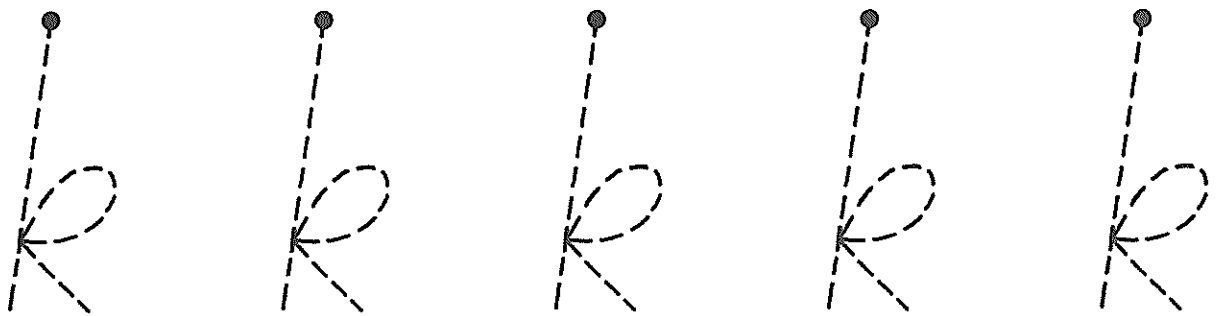

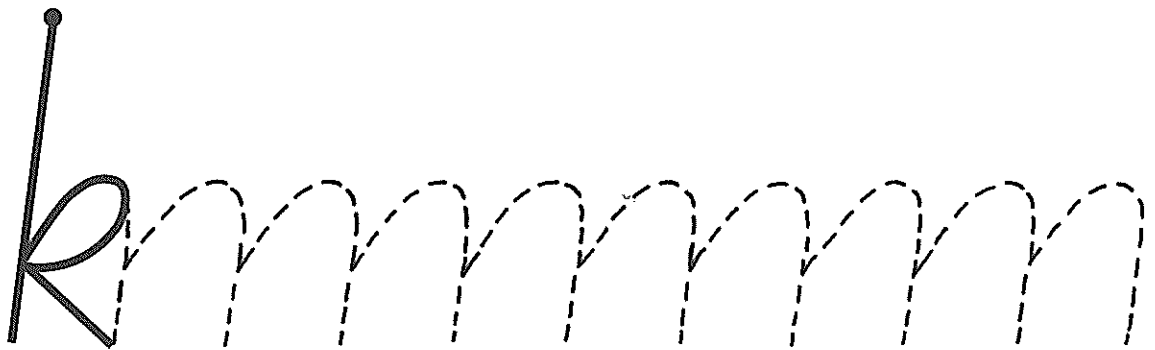
	School Day	Weekend
<p>In the morning...</p> 	<hr/> <hr/> <hr/>	<hr/> <hr/> <hr/>
<p>In the middle of the day...</p> 	<hr/> <hr/> <hr/>	<hr/> <hr/> <hr/>
<p>In the afternoon...</p> 	<hr/> <hr/> <hr/>	<hr/> <hr/> <hr/>
<p>In the evening...</p> 	<hr/> <hr/> <hr/>	<hr/> <hr/> <hr/>

A decorative banner with a floral pattern. The word "Friday" is written in a large, white, outlined font in the center. The background is a dense, black-and-white line drawing of various flowers and leaves. The banner is framed by a thin black border.

Friday

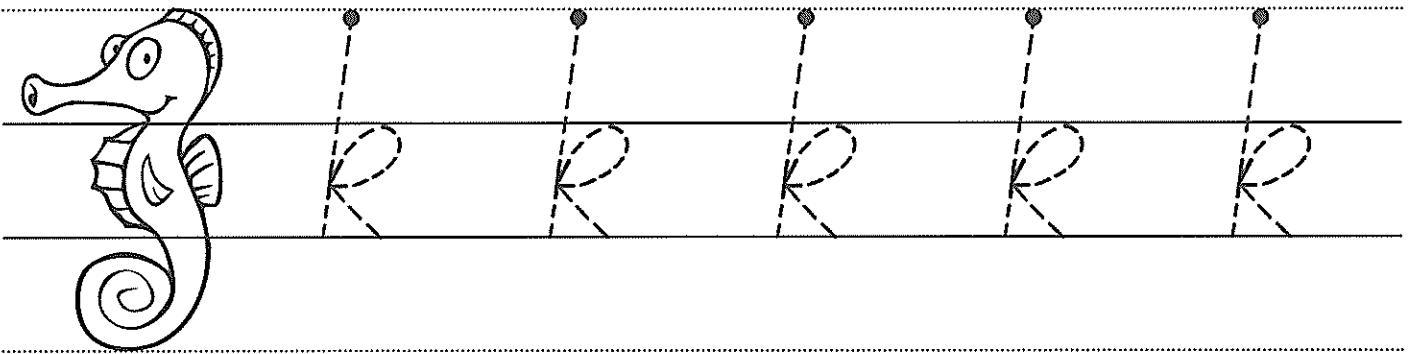



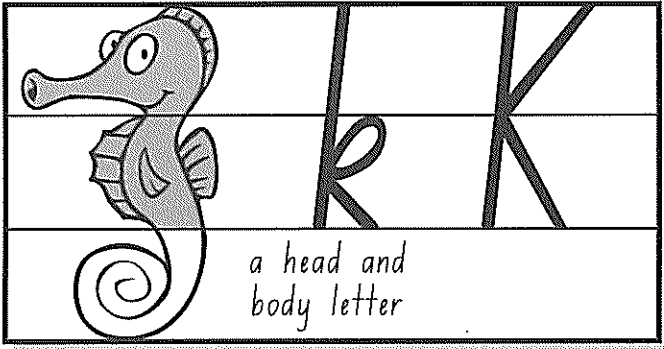


Trace. Find the k's.



Try your own.





What can you do in a second?	What can you do in a minute?	What can you do in a hour?

This page has been intentionally left blank.

Monday

Monday

Monday

Tuesday

Tuesday

Tuesday

Wednesday

Wednesday

Wednesday

Thursday

Thursday

Thursday

Friday

Thursday

Thursday

Saturday

Saturday

Saturday

Sunday

Sunday

Sunday

This page has been intentionally left blank.

The Days of the Week are

7

Monday

Tuesday

Wednesday

Thursday


Friday

Saturday

Sunday

Today is _____.

_____ 's Special Place



My special place in the community is...

Extra Resources

Tricky Words - practise your list on Monday, Wednesday and Friday.

Decodable Words - choose some of these words to practise on Tuesday and Thursday.

Word Work Ideas - some fun ways to practise these words.

Jolly Phonics Card - to help when writing independent sentences.

Tricky Words

List 1

I to

the do

was of

Tricky Words

List 2

he we

she be

me

Tricky Words

List 3

are you

all your

here

Tricky Words

List 4

come there

some they

said

Tricky Words

List 5

go

my

no

one

so

Tricky Words

List 6

by

like

only

have

old

Tricky Words

List 7

live down

give what

little

Tricky Words

List 8

when who

why which

where

Tricky Words

List 9

any before
many other
more

Tricky Words

List 10

were saw
because could
want

Tricky Words

List 11

should two

would four

right

Tricky Words

List 12

goes their

does

made

Tricky Words

List 13

always every

after also

cover once

Tricky Words

List 14

brother eight

mother upon

love

DECODABLE WORDS- 3 SOUNDS (NO DIGRAPHS)

sat	pin	sip	pip
pat	sit	tap	pit
pan	tip	tin	tan
gig	gag	gap	man
mat	map	gas	tag
pig	nag	sag	nap
nip	nit	top	bus
cot	hid	cog	rib
pop	rap	pal	lip
dad	hop	bad	bib
bit	ram	rug	hat
dip	dim	din	did
got	dig	rip	not
dot	dog	bat	hog
log	dug	lap	rat
hut	big	lad	rot
ham	hop	sum	tub
him	sub	cub	but

DECODABLE WORDS- 3 SOUNDS (NO DIGRAPHS)

pit	hot	hug	mud
had	lot	bud	bug
cab	pot	bin	can
cop	cap	cat	tub
bag	bat	hum	run
mug	mum	sun	rim
rag	hit	bun	mop
gum	nut	cob	lit
zip	jam	yet	yes
van	kid	kit	get
yum	beg	met	pet
pen	peg	pen	men
kin	vet	zap	wet
ten	fin	jig	red
jet	fun	bet	fit
fig	fog	leg	jog
fat	vat	win	jug

DECODABLE WORDS- 2 SOUNDS

at	in	it	am
on	if	up	us

DECODABLE WORDS- 4 SOUNDS (NO DIGRAPHS)

pips	spin	pigs	spat
pans	camp	bolt	cost
slug	stop	clip	drum
mist	slid	lost	plum
blob	slap	trap	brag
smog	suds	tram	club
hand	sand	band	snap
blab	glum	crab	bond
belt	flag	swim	tent
went	nest	best	zest
test	swum	bend	bent
swim	swam	jump	west

DECODABLE WORDS- 3 SOUNDS (INC DIGRAPHS)

mess	fizz	kiss	hill
bell	puff	doll	tell
duck	pack	neck	kick
sick	rock	chip	shop
chess	shed	fish	dish
dash	hush	shell	shut
whip	when	then	that
moth	wish	this	chick
quack	quit	bang	sing
rang	long	king	ring
boil	coin	join	soil
tail	pain	sail	wait
loud	sour	noun	pout
boat	moan	soap	goat
blue	glue	clue	true
reel	feed	seen	meet
boot	room	loot	food
card	mark	star	park

DECODABLE WORDS- 4 SOUNDS (INC DIGRAPHS)

swell	skull	cliff	drill
sniff	fluff	troll	press
dress	frizz	block	stick
flock	trick	click	truck
smell	floss	stuff	stuck
bench	chest	punch	lunch
brush	trash	shrub	thump
whisk	cloth	quest	squish
swing	quilt	sting	brain
again	snail	drain	trail
float	toast	bloat	throat
flies	tries	cried	spies
sleep	green	creek	sweep
shorts	horns	forks	stork
stool	books	scoop	broom
cloud	about	found	count
point	spoil	avoid	coins
perch	germs	river	otter
start	smart	farms	scarf

DECODABLE WORDS- 5 SOUNDS (INC DIGRAPHS)


stomp	clamp	spring	stress
asleep	rabbit	kitten	gifts
crabs	melts	racket	frogs
bucket	kennel	print	sudden
spills	across	attacks	comic
strap	begin	plains	carrot
jacket	frost	lesson	thinks
stuffs	forgot	grunt	bottom
stings	groans	panic	getting
happen	grabs	slept	swings
magpie	brings	spent	chicken
muffin	butter	balloon	winter
sprint	seven	drench	rescue
wooden	clouds	garden	vanish
afford	finish	factor	cannot
shivers	sister	snarls	puppet
ground	visit	unload	exact

DECODABLE WORDS- 6+ SOUNDS (INC DIGRAPHS)

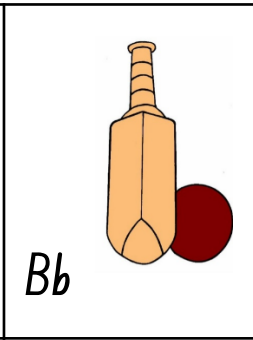
presents	helpless	numbat	rockets
cricket	camping	helmet	protect
transport	insect	sunscreen	stands
replies	popcorn	pumpkin	raincoat
piglet	sailing	mattress	collect
missing	important	speeding	platform
unfold	himself	difficult	sprains
happening	biggest	sunset	morning
soaking	stocking	fingernail	mailbox
mountain	helicopter	labrador	problem
entertain	continued	second	understand
hundred	thousand	mandarin	consistent
expected	interest	bedroom	invent
problem	different	shopping	replied
explain	herself	monster	crimson
munching	another	destroy	bringing
against	children	reading	paintbrush

WORD WORK IDEAS

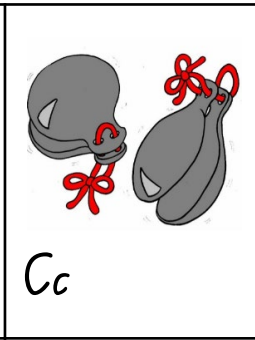
<p>BLOCK WORDS Write or stick letters onto blocks, then use them to build your words.</p>	<p>FANCY WRITING Write your words in fancy writing e.g. twirly writing, bubble writing, dotted, squiggle writing.</p>	<p>BEAD WORDS Write letters on beads and then thread your words onto string or pipe cleaners.</p>	<p>SENSORY WRITING Write your words in a tray of rice, sand, salt or sugar.</p>
<p>ALPHABETICAL ORDER Write your words in alphabetical order. Challenge- write them in reverse alphabetical order.</p>	<p>DOT PAINT WORDS Use a cotton bud or a paint brush to write your words by dotting each letter.</p>	<p>LETTER COLLAGE Cut out letters from newspapers and magazines and create your words.</p>	<p>TRAIN TRACKS Write your words on stickers and place on your train set. Say the words as the train rolls over them.</p>
<p>MAGNETIC LETTERS. Make your words with magnetic letters.</p>	<p>PLAYDOUGH Make your words with playdough.</p>	<p>LEGO WORDS Make your words using pieces of lego to build each letter</p>	<p>CHALK TALK Write your words with chalk on an outside area or chalkboard.</p>
<p>SECRET CODE Create a code with pictures for each letter of the alphabet. Write your words in that code.</p>	<p>WRITING TOOLS Use as many different writing tools as you can to write your words e.g. pencil, crayon, texta, marker</p>	<p>RAINBOW WRITE Write your words with different colours. You might like to use different colours for each word, or each letter.</p>	<p>WORD REVEAL Write your words with white crayon, then use watercolour paint or textas to reveal your words.</p>
<p>BEADS & BUTTONS Use small objects (like beads, buttons, gems) to make your words.</p>	<p>PAPER WORDS Tear up paper into little pieces then glue together to make your words.</p>	<p>STICKER WORDS Use small dot stickers or any other small stickers to make your words.</p>	<p>MESSY WORDS Use messy materials like slime or shaving cream to write your words in!</p>
<p>MAKE A PUZZLE Write your words and then cut them up into a puzzle. Then put back together.</p>	<p>FIND A WORD Make a find a word with your sight words.</p>	<p>MEMORY/SNAP Write your words twice onto flash cards. Use to play Memory or Snap.</p>	<p>BINGO Write your words onto Bingo boards and make some flash cards. Use to play Bingo.</p>
<p>TARGET PRACTICE Put your words onto targets and try to hit them with a ball or beanbag.</p>	<p>SKITTLES Put your words onto skittles and say the word as you knock them over.</p>	<p>HIDDEN PICTURES Draw a picture and hide your words inside the picture.</p>	<p>WRONG HAND Write your words with your non writing hand.</p>




Aa



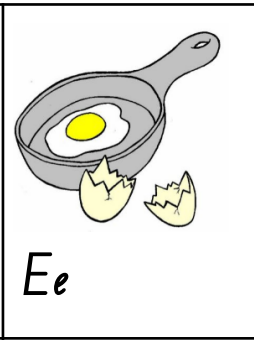
Bb




Cc



Dd



Ee




Ff




Gg



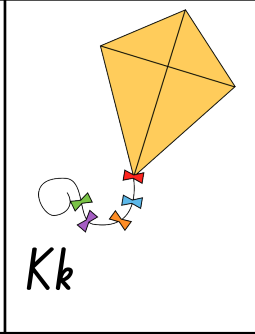
Hh




Ii




Jj




Kk




Ll



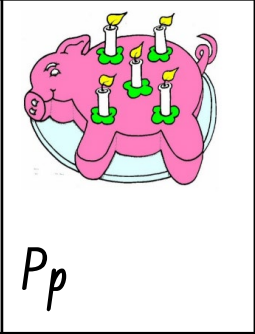
Mm




Nn



Oo




Pp




Qq



Rr




Ss



Tt



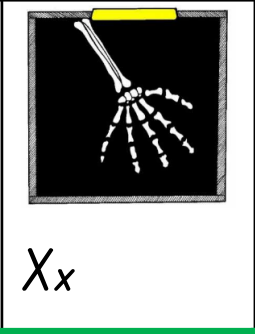
Uu




Vv




Ww



Xx



Yy



Zz

Red Tricky Words		
I	me	to
the	we	do
he	be	of
she	was	


Yellow Tricky Words		
are	come	there
all	some	they
you	said	
your	here	

Green Tricky Words			
go	by	live	when
no	only	give	why
so	old	little	where
my	like	down	who
one	have	what	which

ai



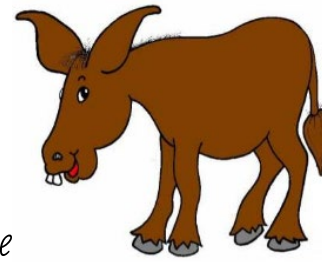
oa




ie




ee



or



ng



oo



oo

ch



sh




th

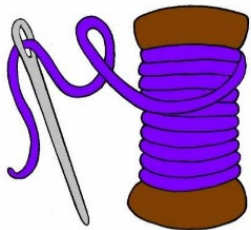
th




qu



ou



oi




ue



er



ar



Blue Tricky Words

any
many
more
before

other
were
because
want

saw
could
should
would

right
two
four
goes

does
made
their

