

Year 6
Term 3, Week 6
Monday - Friday



Name: _____ **Class:** _____



GLENDORE PUBLIC SCHOOL

Where Everyone can Succeed



CALLAGHAN
EDUCATION
PATHWAYS

RESPECT















CARING

LEARNING

SUCCESS

Year 6 – Term 3, Week 6

Continuity of Learning – Working at Home Program

Daily Tasks						
Times	Monday	Tuesday	Wednesday	Thursday	Friday	
Morning Session	<p>Spelling</p>  <p>Complete the spelling activities on today's Microsoft Form or in your hardcopy booklet.</p>	<p>Spelling</p>  <p>Complete the spelling activities on today's Microsoft Form or in your hardcopy booklet.</p>	<p>Spelling</p>  <p>Complete the spelling activities on today's Microsoft Form or in your hardcopy booklet.</p>	<p>Spelling</p>  <p>Complete the spelling activities on today's Microsoft Form or in your hardcopy booklet.</p>	<p>Reading</p>  <p>Complete the individually assigned tasks on Reading Eggspress or complete the cloze passage task in your hardcopy booklet.</p>	
	<p>Grammar in Writing</p>  <p><i>Lesson 1 Pre-test</i></p> <p>Complete your pre-test in today's Microsoft Form or in your hardcopy booklet.</p>	<p>Grammar in Writing</p>  <p><i>Lesson 2</i></p> <p>Complete your grammar lesson in today's Microsoft Form or in your hardcopy booklet.</p>	<p>Grammar in Writing</p>  <p><i>Lesson 3</i></p> <p>Complete your grammar lesson in today's Microsoft Form or in your hardcopy booklet.</p>	<p>DREW – Drop Everything and Write</p>  <p>Use the prompt in today's Microsoft Form or in your hardcopy booklet.</p>	<p>Grammar in Writing</p>  <p><i>Lesson 4 - Post Test</i></p> <p>Complete your post-test in today's Microsoft Form or in your hardcopy booklet.</p>	
	<p>Reading</p>  <p>Complete the individually assigned tasks on Reading Eggspress or complete the comprehension task in your hardcopy booklet.</p>	<p>Reading</p>  <p>Complete the individually assigned tasks on Reading Eggspress or complete the comprehension task in your hardcopy booklet.</p>	<p>Reading</p>  <p>Complete the individually assigned tasks on Reading Eggspress or complete the comprehension task in your hardcopy booklet.</p>	<p>Reading</p>  <p>Complete the individually assigned tasks on Reading Eggspress or complete the comprehension task in your hardcopy booklet.</p>		



GLENDORE PUBLIC SCHOOL



CALLAGHAN
EDUCATION
PATHWAYS











Where Everyone can Succeed

RESPECT

CARING

LEARNING

SUCCESS

	Science	Geography	CAPA	PD/Health	PE
	Complete Science activities in today's Microsoft Form or in your hardcopy booklet.	Complete Geography activities in today's Microsoft Form or in your hardcopy booklet.	Complete Drama activities in today's Microsoft Form or in your hardcopy booklet.	Complete Water Safety activities in today's Microsoft Form or in your hardcopy booklet.	Complete Name Workout activity listed in today's Microsoft Form or in your hardcopy booklet.
					
Lunch Break	Lunch Break	Lunch Break	Lunch Break	Lunch Break	Lunch Break
Afternoon Session	Drawing Activity Complete the space drawing activity.	Outside Activity Get outside and observe the nature around you.	Game master Design a Tree House	BTN Watch the latest episode of BTN -  https://www.abc.net.au/btn/classroom/	Free Choice Design a ninja course for a member of your family to complete. 
				No Access? Create your own BTN segment.	



Monday

Spelling

List Word	Practice	List Word	Practice
science		exporter	
patience		irregular	
audience		intention	
obedience		treatment	
impatience		celebration	
similar		frenzied	
electric		intriguing	
original		systematic	
particular		decomposed	
interesting		acquaintance	
invalid		<u>etiquette</u>	
salmon		<u>esoteric</u>	
removal		<u>exemplify</u>	
trousers		<u>epilogue</u>	
peculiar		<u>emphasis</u>	

Activity 1 – Alphabetical Order

Write your list words in alphabetical order. Only include the extension words if you usually complete extension words in your class.

1.		6.		11.		16.		21.	
2.		7.		12.		17.		22.	
3.		8.		13.		18.		23.	
4.		9.		14.		19.		24.	
5.		10.		15.		20.		25.	

Activity 2 – Dictionary Meanings

Choose 5 words and write their **dictionary** meanings below. Do not just write down what you think they mean.

1.

2.

3.

4.

5.

Year 6 Grammar in Writing Term 3 Week 6

Monday



Brainstorm words that will help you write a great paragraph (adjectives, nouns, similes etc)

Write your best paragraph here

Challenge Words	Definition	Example
Dangle	To hang loosely, especially with a jerking or swaying motion.	Opals and moonstones glimmer as they dangle from her bracelets and anklets.
Flocculent	Like a clump or tuft of wool.	The moss joined together like flocculent cloudlike masses.
Orb	A sphere or globe.	Getting up, Sean eyed the full moon, the pale orb hiding behind a mask of clouds.
Behold	To observe; look at; see.	The waves were huge in the sea it was an impressive spectacle to behold .
Astronaut	A person engaged in or trained for spaceflight.	He will live and work aboard the international space station with another American astronaut .
Outer space	The region beyond the earth's atmosphere containing other planets, stars, and galaxies.	The captain pushes the start button and suddenly the spaceship blasts off into outer space !

Name: _____

Date: _____

Informative Text Checklist

Structure

- ✓ My informative text begins with a general statement which introduces and classifies the subject.
- ✓ My informative text contains a series of factual paragraphs which describe the characteristics of the subject.
- ✓ My informative text ends with a concluding statement which sums up the information presented about the subject.

Language and Features

- ✓ I have used a formal tone when writing.
- ✓ I have tried to sound like an expert on the topic.
- ✓ I have used subject-specific, technical vocabulary.
- ✓ I have used the verbs 'to be' and 'to have'.
- ✓ I have used present tense.
- ✓ I have used nouns and noun categories.
- ✓ I have used adjectives and adverbs to enhance description.
- ✓ I have used time connectives.
- ✓ I have used phrases showing cause and effect.
- ✓ I have used comparative language.

Name _____

Date _____

Informative Text Fact File - Cupcakes

Read the facts about cupcakes, then sort them into the correct box in the fact file.
Hint: There are three facts per box.

cupcakes were given the name as they were 'a cake to be baked in small cups'

easy to fill with a variety of fillings

baked in the oven in individual paper cups or aluminium foil cups

can be a variety of sizes including mini, medium and large

recipe includes butter, sugar, flour, eggs, milk and baking soda

may be decorated with frosting, or may be left uniced



cook quickly and evenly

a small cake, specifically designed to serve one person

can be decorated to suit any special occasion

first created in the United States of America in the 1790s

cake should look like a fluffy sponge if cooked correctly

the first recipe was written in *American Cookery* by Amelia Simmons

What are cupcakes?	What do cupcakes look like?
What is the history of cupcakes?	Why are cupcakes so popular?



Developing an introduction - Cupcakes

By taking the facts in the General Facts box we can use these to develop an introduction to our informative text. In this case it would be a report on the object – Cupcakes.

Tip: Review the Informative Text Checklist (previous page)

Writing an introduction

We start with a statement of what we call the topic:

Then we add our first fact:

Then we add our second fact:

Finally, we add our last fact:

Write and expand the introduction paragraph to improve its complexity.

Name: _____

MONEY AND DECIMALS



1. What is 0.25 of \$200? _____
2. What is 0.50 of \$400? _____
3. What is 0.75 of \$1000? _____
4. What is 0.25 of \$1000? _____

5. Use Ray's Movie Theatre prices to answer the questions below:

a) Jan and Bob took their two children to see a movie. They paid for two small popcorns and got a Choc Top for both of their children. **Calculate the total cost of their trip to the movies.** _____

b) Noah shouted Paul a trip to the movies for his birthday! They got Gold Seat tickets and a large popcorn each. Paul also wanted a Choc Top. **How much did Noah pay altogether?** _____

c) Lily went to watch the latest 3D Movie. She took her older brother with her too and paid for two small popcorns. **How much change would she receive from \$100?** _____


d) For her daughter's 7th birthday, Anna took her to the movies. Anna's budget is \$100. This includes her ticket to accompany her daughter's friends. **How many friends can her daughter bring before the price exceeds \$100?**

e) You are planning a trip to the movies for your birthday! Your budget is \$150. You can bring friends along with you. You must all see the same movie and each have food. **Remembering your ticket and food cost, how many friends can you afford to bring without going over your budget total?**



Ray's Movie Theatre

Adult Ticket	\$ 21.30
Child Ticket	\$13.60
Popcorn Small	\$ 4.75
Popcorn Large	\$ 9.30
Choc Top	\$ 0.60
Gold Seat Ticket	\$ 37.05
3D Movie Ticket	\$23.45



PANDORA'S PARTY PALACE

Decorations

\$1.89

Party Hats
5 hats
per pack



\$2.80

Balloons
20 per pack



\$2.10

Streamers
2 rolls per pack



\$2.40

Bunting
1 x 3 m pack



\$1.68

Party Poppers
10 per pack



\$3.20

Party Blowers
10 per pack



Serving Supplies

\$2.50

Paper Plates
20 plates per pack



\$3.00

Paper Cups
25 cups
per pack



\$1.10

Straws
Box of 50



\$2.80

Plastic Tablecloth
1 per pack



\$1.50

Serviettes
100 per pack



\$4.50

Wet Hand Wipes
100 wipes
per tub



10% OFF

Decorations and Serving Supplies

Math - Pandora's Party Palace

PANDORA'S PARTY PALACE

Daniel and his family were going on a picnic with his cousins. Daniel's family was asked to bring the paper plates, cups and serviettes.

If there were 55 people were going to the picnic, how many packs of paper plates, cups and serviettes did Daniel's family have to buy?

How much did Daniel's family spend on serving supplies?



PANDORA'S PARTY PALACE

For a science experiment, Professor Paleo needed 180 balloons and 360 paper cups.

Calculate for the experiment:

- the total packs of balloons
- the total packs of paper cups
- the total cost for the balloons and cups.



Working out space

Answer:

Working out space

Answer:

PANDORA'S PARTY PALACE

Mrs Small bought some party decorations for a surprise party for her class.

Mrs Small bought:

- 6 packs of streamers
- 4 packs of bunting
- 3 packs of party blowers.

How much did Mrs Small spend on decorations for the party?



Working out space

Answer:

PANDORA'S PARTY PALACE

Naomi wants to decorate her house with bunting to welcome her grandparents back from an overseas trip.

Naomi needs 14 m of bunting to decorate the house.

Calculate how many packs of bunting Naomi must buy and the total cost of the bunting.



Working out space

Answer:

Science

How has space exploration changed our lives?

1. Play 'Which Word?' Describe three words from your own knowledge from the vocabulary list.

Vocabulary: Earth, scientist, astronaut, engineers, astrophysicists , Technology, mathematicians, advances, astronomy , Space, exploration, communication, developments, NASA, Human endeavour, innovation, space tourism, space junk.

2. What are the pros and cons of space exploration?

Pros	Cons

Elon Musk is the founder of Tesla and Space X. He is an engineer and innovator who aims to use new technologies to further space exploration.

Space X Falcon test flights



3. Watch the video or read the passage on space exploration.

<https://www.inquisitive.com/video/1011-why-explore-space>

Add anymore points you may have to your pros and cons list.

4. What are the reasons that humans explore space? Research from the following links or from the text.

<https://www.debate.org/opinions/is-space-exploration-essential-to-humanity>

<https://planetsave.com/2009/07/26/top-5-reasons-why-space-exploration-is-important-for-the-world/>

Create your own Top 5 list. Explain why you chose each reason.

Promote Science Education – The Apollo missions inspired a whole generation of kids who wanted to grow up to be astronauts, rocket scientists, and engineers. Do you think that NASA's return to the moon, or more importantly the much anticipated manned mission to Mars will again inspire a whole new generation to reach for the stars so to speak? I do.

NASA's Environmental Research – You would think that the guys who burn a million pounds of rocket fuel wouldn't be the most environmentally minded people in the world, or out of the world as it may be. However, most people don't know that NASA does a lot of good environmental research while they are up there looking down at all of us. NASA has done a lot of work in studying air quality, climate change, alternative energy, and near earth objects.

Eliminate Earth Over Population – The current earth population is almost 6.8 BILLION people. Arguably beyond the carrying capacity of the earth already. The big dream is space colonization. We need somewhere to put all these people, or we all might end up living in skyscrapers, see all animal's habitats destroyed, and smog up the air beyond what is breathable (see: China).

Natural Resources – Related to over population, we are burning through the earth's natural resources pretty quickly. Out in space there is virtually unlimited resources. It is all just a matter of collecting it and bringing it back, which granted will not be an easy task. Still... it is virtually unlimited natural resources! There will be no more excuses for hiking up prices on barrels of oil. (Although hopefully we will have moved far beyond oil by then).

Put Ourselves into Perspective – From space earth is really small. From space earth is really fragile. Sometimes I think it would be a good thing to put our place in the universe into perspective. I don't go into your house light up a stogy, start pulling up your carpet, kick down your door, and then kill your cat. Yet, we as the human species have been doing that to our own home the earth for quite a while now. If we start seeing how small and fragile we are out there floating in space, maybe, just maybe we will not be so prone to abusing our one true home.

Joins all of mankind in the pursuit of discovery - NASA makes up only half a penny on each American tax dollar. Imagine if we just spent less on our bloated, awful "defense" budget and more on the glorious and inspiring exploration of our universe, one that could unite all of mankind. Space exploration is not only essential to our future, it is the very thing that could end all war. And besides, which one is better? The NSA, or NASA? I'm pretty sure we all know which one is better. Enough wasting money on endless wars and bureaucracy....Let's look instead with hope: hope for the stars.

Space exploration is vital! - Not only will the expansion of humanity into space ensure the survival of mankind including all its wealth of knowledge and art, but space exploration holds the key to solving the problem it is so often criticized for! The energy and material resources of space will prevent the further destruction of our home planet AND create unimaginable wealth which will inevitably pull the last remaining poor out of poverty and into prosperity.

In addition it creates an exciting future full of hope and endless possibilities instead of a future of confinement, decline and pointlessness.

This is obvious to everyone who can see further than just tomorrow.

It's just a matter of time before we'll need to leave. - At some point, we will probably use this planet up to the point where resources cannot be renewed. Our reluctance to seriously consider meaningful environmental protection laws has almost assured this outcome. It's best we start the process of space exploration now to find new worlds to inhabit, and hopefully do things right a second time once we get there.

Your top 5 reasons that humans explore space:

1. _____

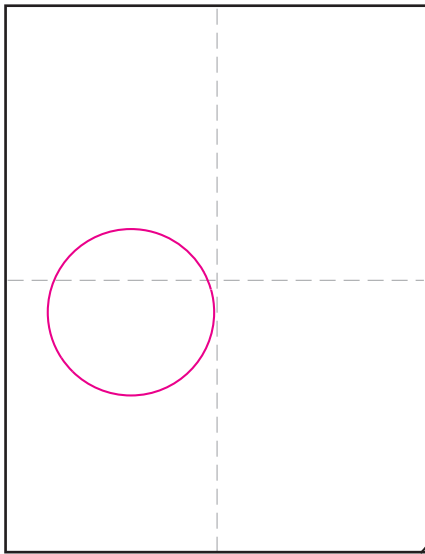
2. _____

3. _____

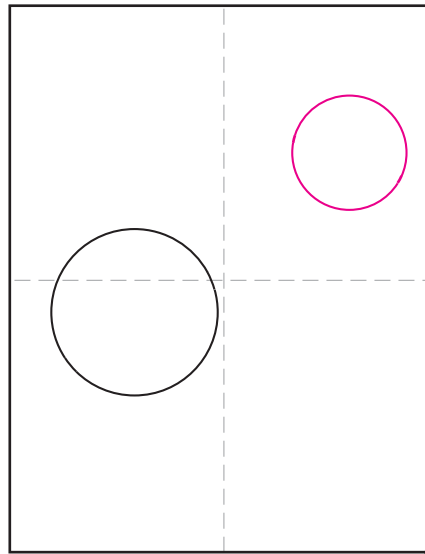
4. _____

5. _____

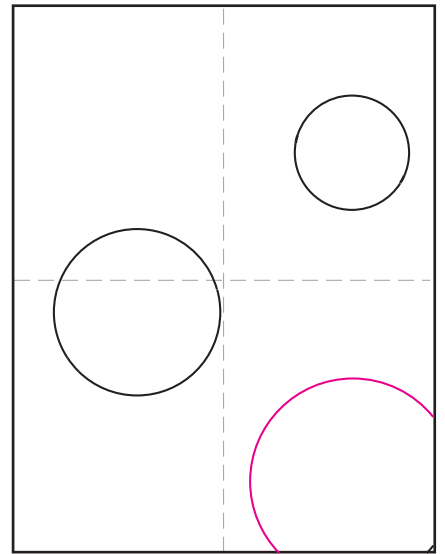
How to Draw Planets



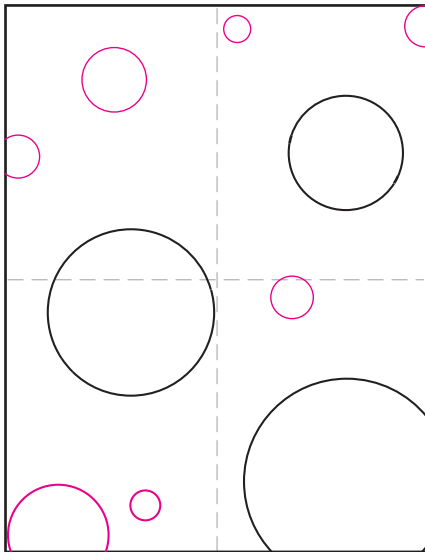
1. Draw a medium circle on the left.



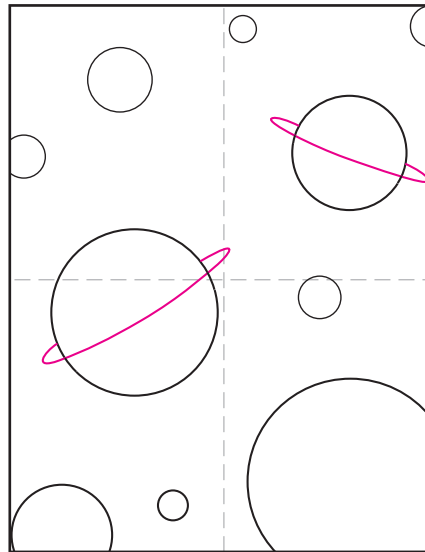
2. Add a smaller circle up on the right.



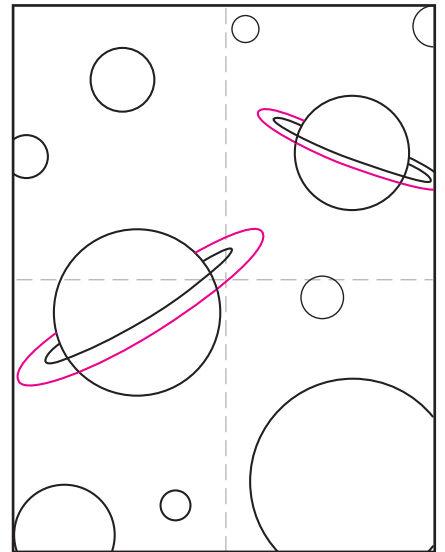
3. Draw a large circle going off the page.



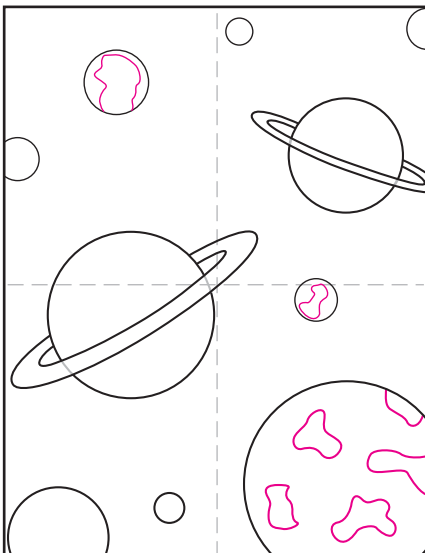
4. Add an assortment of smaller circles.




5. Draw some inner rings as shown.




6. Add outer the outer rings.



7. Erase line inside rings. Add patterns.



8. Finish with lots of tiny circle stars.



9. Trace with a marker and color.



Tuesday

Spelling

List Word	Practice	List Word	Practice
science		exporter	
patience		irregular	
audience		intention	
obedience		treatment	
impatience		celebration	
similar		frenzied	
electric		intriguing	
original		systematic	
particular		decomposed	
interesting		acquaintance	
invalid		<u>etiquette</u>	
salmon		<u>esoteric</u>	
removal		<u>exemplify</u>	
trousers		<u>epilogue</u>	
peculiar		<u>emphasis</u>	

UNIT 22

Phonics

science
patience
audience
obedience
impatience

Basic list / High frequency

similar	invalid	exporter
electric	salmon	irregular
original	removal	intention
particular	trousers	treatment
interesting	peculiar	celebration

Difficult

frenzied
intriguing
systematic
decomposed
acquaintance

Own words

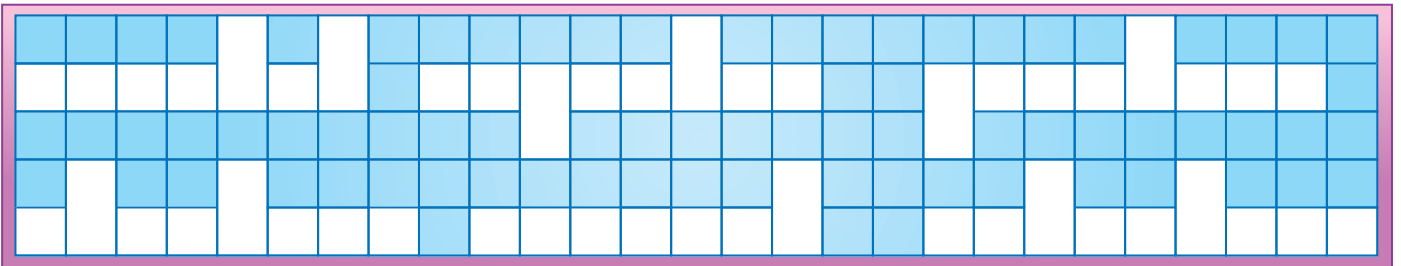
Words in context

- Choose a list word to complete these sentences.
 - Matt was too tall and his _____ were too short.
 - The _____ is a fish that can swim up small waterfalls.
 - The _____ clapped loudly at the end of the performance.
 - Thomas received _____ for his injured leg.
 - Mum used an _____ frypan to cook the salmon.



Word shapes

- Select list words to match the word shapes.



Wrong spelling

- Correct the spelling mistakes.
 - It was his **intension** to be intriguing.
 - The frenzied performance was **simillar** to the original.
 - Tony received systematic **treatment** for his wounds.
 - That **partecular** acquaintance is interesting.
 - The **removal** of the deadly waste has begun.



Syllables

- Break these words into syllables. (All syllables must contain a vowel sound.)

a	invalid			
b	trousers			

c	electric			
d	similar			

Word meanings

- Choose a word from the lists to match the clues below.

a Odd or strange _____	d Not regular _____
b Of the same kind or alike _____	e Not boring or dull _____
c A person you have met but don't know well _____	f A group of people watching a performance _____

Year 6 Grammar in Writing Term 3 Week 6

Tuesday



Challenge Words	Definition	Example
Dangle	To hang loosely, especially with a jerking or swaying motion.	Opals and moonstones glimmer as they dangle from her bracelets and anklets.
Flocculent	Like a clump or tuft of wool.	The moss joined together like flocculent cloudlike masses.
Orb	A sphere or globe.	Getting up, Sean eyed the full moon, the pale orb hiding behind a mask of clouds.
Behold	To observe; look at; see.	The waves were huge in the sea it was an impressive spectacle to behold .
Astronaut	A person engaged in or trained for spaceflight.	He will live and work aboard the international space station with another American astronaut .
Outer space	The region beyond the earth's atmosphere containing other planets, stars, and galaxies.	The captain pushes the start button and suddenly the spaceship blasts off into outer space !

diRECT VS INdiRECT SPEECH

Direct speech

"I'm going to the cinema," James replied.

"My name is Lynne," she said.

"How long have you worked here?"

Indirect speech

James said he was going to the cinema.

She said her name was Lynne.

She asked me how long I'd worked there.

Write whether each sentence is direct or indirect speech.

Speech	Direct or Indirect Speech?
Nervously, William asked if he could have a turn on the slide.	
"It's my turn next," Shiya shouted as she pushed past William.	
"Stop pushing in. You always do that!" Jacob called angrily.	
Dad said that the children should stop arguing and just enjoy playing together.	
Kylie mentioned that the swings were free so maybe they should go on them instead.	
"I love the park," squealed Emir as he toddled towards the swings.	

Fact or opinion?

Nonfiction contains facts and opinions. A fact is a statement that can be proved true. An opinion is a statement that expresses a belief or feeling.

Read the passage.

In paragraph 1, **highlight** the fact.

In paragraph 1, underline the opinion.

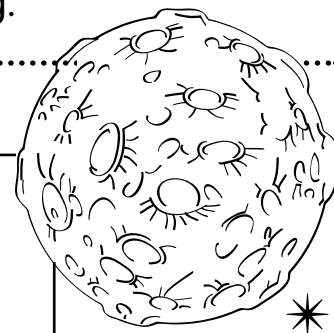
In paragraph 2, **highlight** two facts about how space settlements must be constructed.

BASE ON THE MOON

Space settlements are enclosed areas in orbit. Scientists believe that people will live in these settlements sometime in the future.


Space settlements could be in the shape of a sphere, cylinder or even a doughnut, but they must be airtight, so they maintain air pressure and a breathable atmosphere. They must also rotate in order to create artificial gravity.

Space settlements need constant sunlight to produce solar power. They also need some sort of barrier to protect them from the Sun's radiation. On Earth, our atmosphere provides this protection. Later settlements may decide to leave our solar system, but they will still need protection from the radiation of other stars.



In paragraph 3, **highlight** a fact about future space settlements need for protection from the sun.

In paragraph 3, underline an opinion about what later settlements may do.



1 Are the following statements facts or opinions? Write F next to the facts, and O next to the opinions.

- a Space settlements are enclosed areas in orbit. _____
- b Scientists believe that people will live in these settlements sometime in the future. _____
- c Space settlements must be airtight. _____
- d Space settlements need to maintain air pressure and a breathable atmosphere. _____
- e Space settlements must rotate in order to create artificial gravity. _____
- f Space settlements need constant sunlight to produce solar power. _____
- g On Earth, our atmosphere protects us from the Sun's radiation. _____
- h Later settlements may decide to leave our solar system. _____

Read the passage.

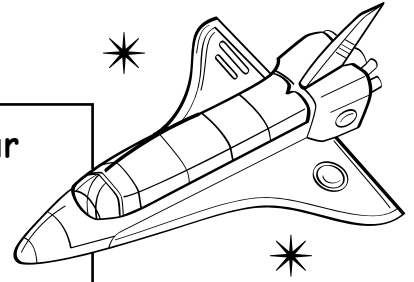


Colour an opinion about what people living in space may want.

Colour NASA's opinion on the possibility of building settlements in orbit.

People living in space may still want regular contact and visits with Earth. Therefore, spacecraft launches from both Earth and the settlement will need to be cheap. An environmentally-safe method of launching craft from Earth needs to be invented, due to the risk to the Earth's atmosphere from a large number of launches.

NASA has studied the possibility of building space settlements in orbit. It believes it is possible, as plenty of the necessary materials are available on the Moon or on asteroids. The sun could supply the necessary energy. NASA believes no new scientific breakthroughs are necessary, but lots of engineering would be required.



Circle where materials and energy for future settlements in space could come from.

Highlight NASA's opinion about what needs to be done before settlements in space are possible.

- 2 Write down an opinion from paragraph 1.

- 3 On what fact is the need to invent an environmentally-safe method of launching craft from Earth based?

- 4 What is NASA's opinion about the possibility of people living in space?

- 5 On what fact has NASA based its opinion about the possibility of people living in space?

Informative Text Checklist

Structure

- ✓ My informative text begins with a general statement which introduces and classifies the subject.
- ✓ My informative text contains a series of factual paragraphs which describe the characteristics of the subject.
- ✓ My informative text ends with a concluding statement which sums up the information presented about the subject.

Language and Features

- ✓ I have used a formal tone when writing.
- ✓ I have tried to sound like an expert on the topic.
- ✓ I have used subject-specific, technical vocabulary.
- ✓ I have used the verbs 'to be' and 'to have'.
- ✓ I have used present tense.
- ✓ I have used nouns and noun categories.
- ✓ I have used adjectives and adverbs to enhance description.
- ✓ I have used time connectives.
- ✓ I have used phrases showing cause and effect.
- ✓ I have used comparative language.

Name _____

Date _____

Informative Text Fact File - Halloween

Read the facts about Halloween, then sort them into the correct box in the fact file.
Hint: There are three facts per box.

known as the 'night where the line is blurred between living and dead'

tradition began in Ireland

celebrated on October 31 each year

one of the oldest cultural events still observed in the modern day

children knock on doors to ask for special treats

people dress up in scary costumes such as witches and ghosts

ghosts represent spirits that walk among the living

was traditionally a celebration to pay respects to the dead

vegetable decorations used as symbols of the harvest

cobwebs represent the circle of life and the passing of time

originated from the pre-Christian Celtic festival of 'Samhain'

homes are decorated with cobwebs, jack-o'-lanterns and tombstones



What is Halloween?	What is the history of Halloween?
What happens on Halloween?	What are the symbols of Halloween?

Developing an introduction - Halloween

By taking the facts in the General Facts box we can use these to develop an introduction to our informative text. In this case it would be a report on the object – Halloween.

Tip: Review the Informative Text Checklist (previous page)

Writing an introduction

We start with a statement of what we call the topic:

Then we add our first fact:

Then we add our second fact:

Finally, we add our last fact:

Write and expand the introduction paragraph to improve its complexity.

Name _____

Date _____

Informative Text Fact File - The Giza Pyramids

Read the facts about The Giza Pyramids, then sort them into the correct box in the fact file.
Hint: There are three facts per box.

large, pyramid-shaped structures made from thousands of blocks of stone


were probably built by slaves

other chambers were filled with gold, treasure and everyday objects

built by ancient Egyptians to house the bodies of their pharaohs

provided protection for the king and his treasures against robbers

building was slow and would have taken 20 years to complete



the base is always a square

the king's mummified body was kept in the pharaoh's chamber

the largest pyramid is almost 140 m (455 ft) in height

blocks of stone were dragged up ramps, one by one

a place to store the items the king would need in the afterlife

narrow passageways led from the outside to the burial chamber

What do the pyramids look like?	Why were the pyramids built?
What is inside the pyramids?	How were the pyramids built?

Developing an introduction – The Giza Pyramids

By taking the facts in the General Facts box we can use these to develop an introduction to our informative text. In this case it would be a report on the object – The Giza Pyramids.

Tip: Review the Informative Text Checklist (previous page)

Writing an introduction

We start with a statement of what we call the topic:

Then we add our first fact:

Then we add our second fact:

Finally, we add our last fact:

Write and expand the introduction paragraph to improve its complexity.

Finding the Area of a Rectangle

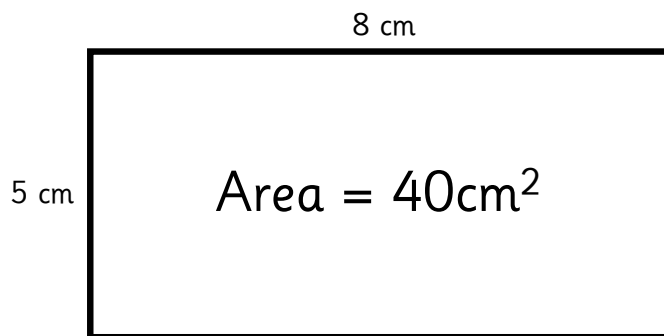
1

To find the area of a square or a rectangle, we **multiply the length by the width**.

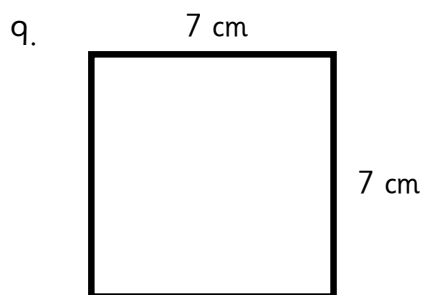
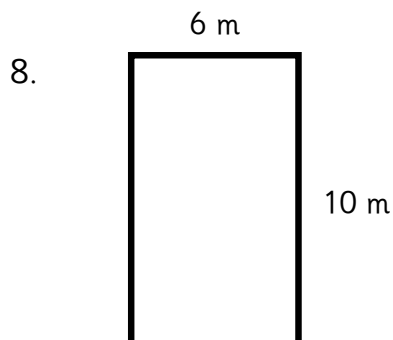
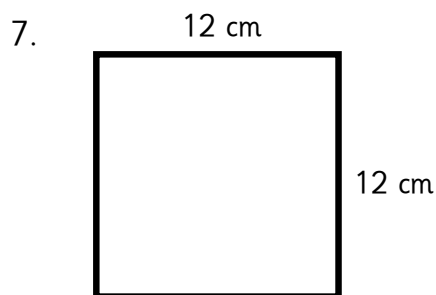
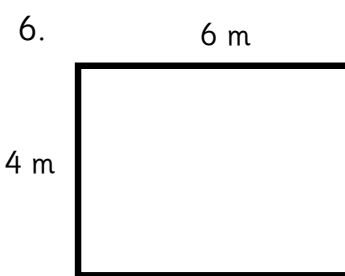
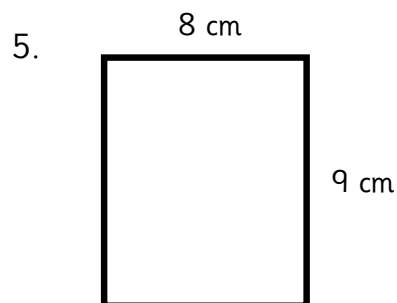
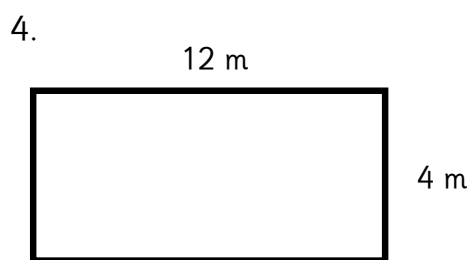
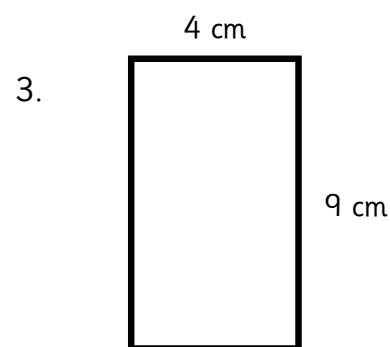
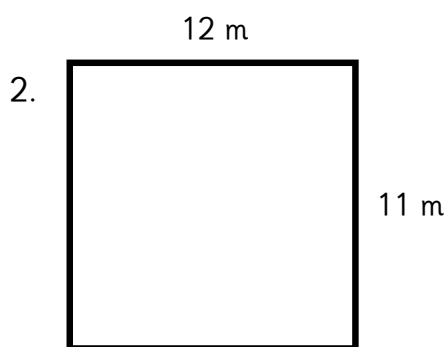
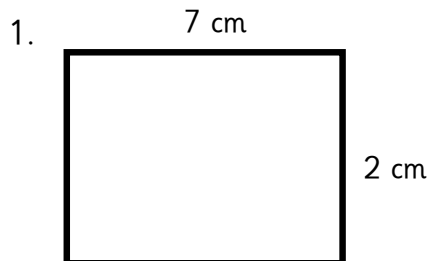
If, for example, you were to find the area of a rectangle, you use the following formula to multiply the length and width together, e.g.

$$L \times W = A$$

$$5\text{cm} \times 8\text{cm} = 40\text{cm}^2$$

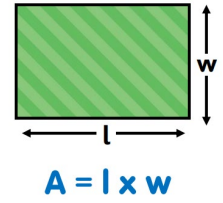


When you write the area of a shape, do not forget the unit of measurement, and remember to always include the squared symbol at the end e.g. cm^2

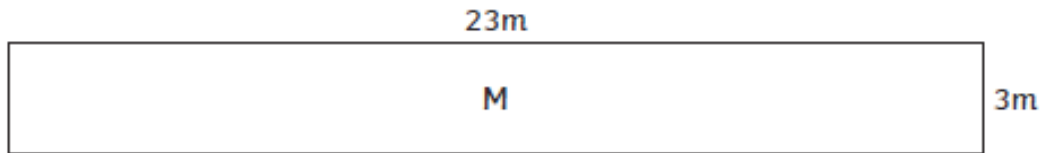
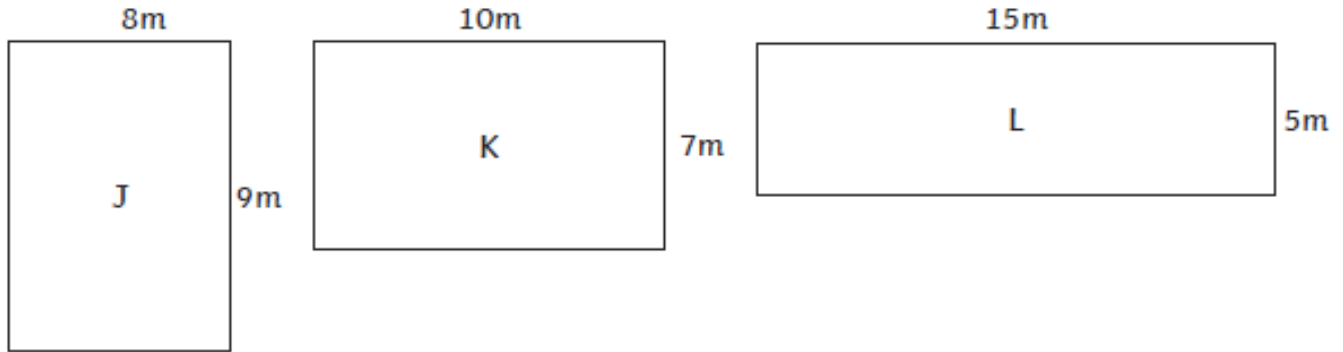


Area Activity

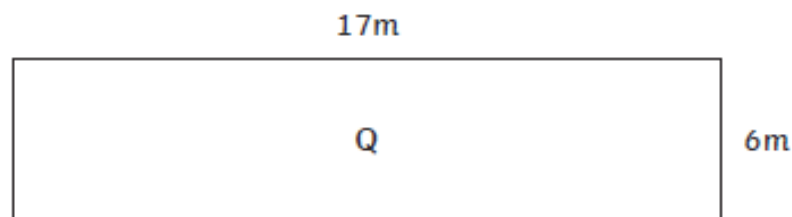
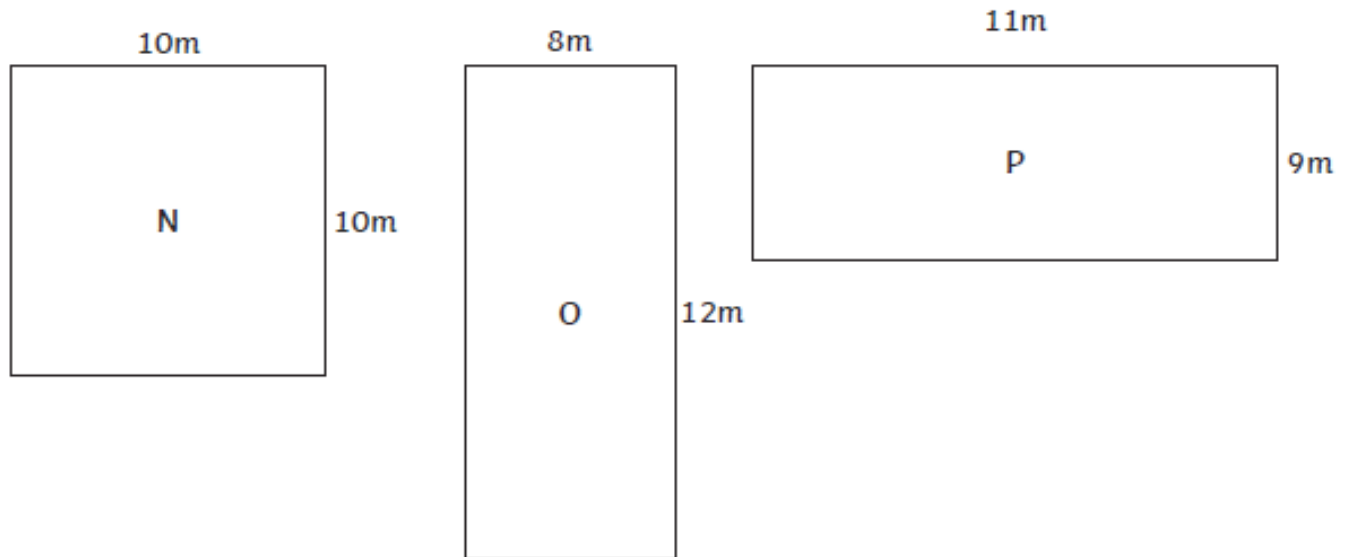
Remember



For each set of rectangles, order the rectangles from smallest area to largest area.



smallest					largest
----------	--	--	--	--	---------



smallest					largest
----------	--	--	--	--	---------

Geography

Focus: Explain interactions and connections between people, places and environments.

If you had a choice, where would you live?

List the climate, features, culture and the economy of a place you would like to live. You will be using this place to plan a town that you would like to live in.

Climate (weather conditions)

-
-
-
-

Features (mountains, waterways, forest/bush land etc)

-
-
-
-

Culture (Australian, Italian, Pacific Island, your choice)

-
-
-
-

Economy (what business are in your town where people can work?)

-
-
-

Remove from your list, one of the factors which influences where people choose to live – climate, geographical features, human features, culture and economy. Explain why it is the least important. Replace it with another factor which you think influences where people choose to live.

Watch- [How to Build a Better City](#)



Next week you will use this plan to build your town

Things to think about:

- You might like to draw a plan like the one you did in Week 5. It might be helpful to use grid paper if you have some
- You might like to use an online design tool like Minecraft or similar
- You might build a model, use Lego or use anything you like.
- You might write a description of your town
- Make it as simple or complex as you like

Afternoon Activity

Go outside and find:


- something with wings,
- a tiny stone,
- a leaf with a neat shape; and
- something that smells good.

Sketch 2 of these objects (next page).

Remember – pick something sensible and safe!

Check In

How do you feel about your day?



What is something that you felt you were successful in completing today?

What was something you found hard today and would like help with?

Afternoon Activity

Object 1

Object 2



Wednesday

Spelling

List Word	Practice	List Word	Practice
science		exporter	
patience		irregular	
audience		intention	
obedience		treatment	
impatience		celebration	
similar		frenzied	
electric		intriguing	
original		systematic	
particular		decomposed	
interesting		acquaintance	
invalid		<u>etiquette</u>	
salmon		<u>esoteric</u>	
removal		<u>exemplify</u>	
trousers		<u>epilogue</u>	
peculiar		<u>emphasis</u>	

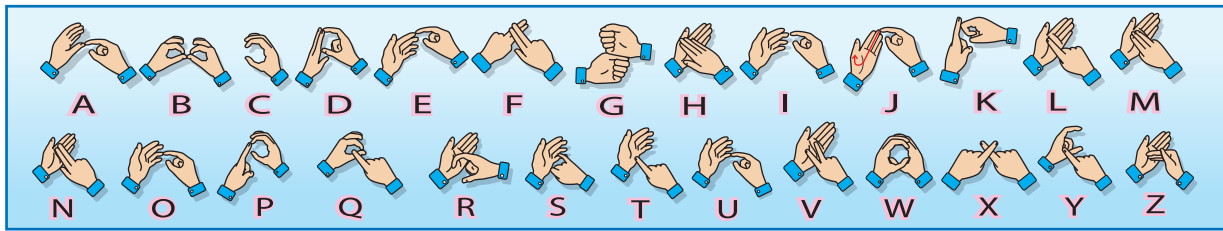
6. Complete these words by adding the **missing letters**.

a sim__l__r
b el__ct__c

c in__ali__
d s__l__on

e r__ova__
f p__cul__r

7. Finger spell the five high frequency words.



8. Find four words that have these letter patterns. (You may need a **dictionary**.)

a **invalid, intriguing, intention** _____
b **audience, audible, audio** _____

9. Write one meaning for each of these words. Use a **dictionary**.


a peculiar _____
b exporter _____
c acquaintance _____

10. Use the word **celebration** in a sentence.

Grammar – Correct word

11. Use **your** or **you're** in these sentences.

- a I see that _____ familiar with the details.
- b _____ pen is on the desk.
- c _____ too particular about it.
- d _____ an explorer, aren't you?
- e Is it _____ intention to hold a celebration?



Suffixes

12. Add a suffix from the box to these base words.

ly ing

- a personal _____
- b innocent _____
- c different _____
- d hinder _____
- e enter _____

Proverbs/sayings

13. Draw a line to match each **proverb** or **saying** to its meaning.

- a He who hesitates is lost.
- b He's like a fish out of water.
- c We will dine al fresco.
- d Once bitten, twice shy.
- e Travel as the crow flies.
- f Birds of a feather flock together.

- He is not fitting in.
- We'll eat in the open air.
- Make the most of all opportunities.
- Those with similar interests group together.
- Take a direct or straight route.
- We learn from our mistakes.

Year 6 Grammar in Writing Term 3 Week 6

Wednesday



Challenge Words	Definition	Example
Dangle	To hang loosely, especially with a jerking or swaying motion.	Opals and moonstones glimmer as they dangle from her bracelets and anklets.
Flocculent	Like a clump or tuft of wool.	The moss joined together like flocculent cloudlike masses.
Orb	A sphere or globe.	Getting up, Sean eyed the full moon, the pale orb hiding behind a mask of clouds.
Behold	To observe; look at; see.	The waves were huge in the sea it was an impressive spectacle to behold .
Astronaut	A person engaged in or trained for spaceflight.	He will live and work aboard the international space station with another American astronaut .
Outer space	The region beyond the earth's atmosphere containing other planets, stars, and galaxies.	The captain pushes the start button and suddenly the spaceship blasts off into outer space !

Add speech marks to the following sentences.

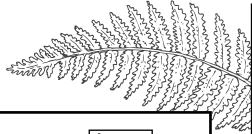
1. I wish it were my birthday said Katie.
2. I want sweets shouted the little girl.
3. Your homework is due tomorrow the teacher told the class.

Write your best paragraph about the image above

Interpreting character behaviour, feelings and motivation

Look for clues in a text to interpret a character's feelings and what motivates them to behave in a certain way. The clues are usually in the author's choice of words and punctuation.

Read the passage.

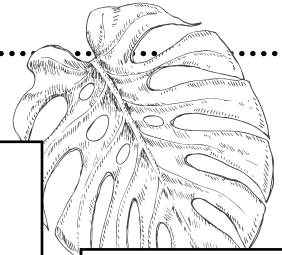


Put a **box** around how Mia and Flynn felt with Sipu around.

Underline a sentence that demonstrates Sipu's survival skills.

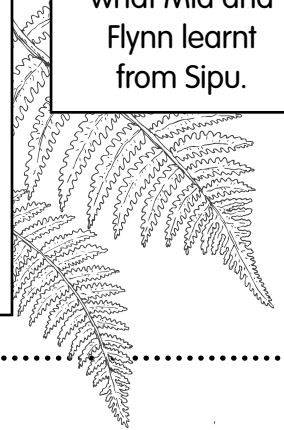
On the Trail of the Golden Man

Sipu made walking through the jungle look easy. It wasn't scary with Sipu around. This was his home. He had grown up here. Sipu thought nothing of climbing over tree roots double his height, breaking vines for a quick drink and climbing up a tree for a bite to eat. He walked so lightly through the forest his feet barely marked the ground. He showed Mia and Flynn how to walk through the rainforest without being seen or heard.



Colour how Sipu moved through the jungle.

Highlight what Mia and Flynn learnt from Sipu.



Circle the correct answers.

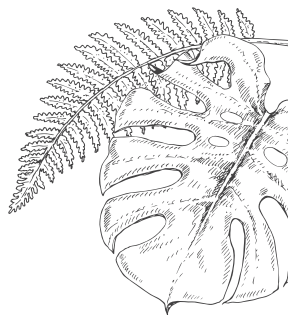
- Based on evidence in the passage, which sentence best describes Sipu? Sipu ...
 - has excellent survival skills.
 - has good time management skills.
 - is very competitive.
 - has extraordinary strength.
- What is the clue to question 1's answer? Sipu is able to ...
 - walk lightly through the jungle.
 - stay warm in the jungle.
 - find food and water in the jungle.
 - identify plants and animals in the jungle.
- Which sentence best sums up Sipu's attitude towards Mia and Flynn? Sipu ...
 - thinks he's smarter than Mia and Flynn.
 - wants to share his knowledge.
 - wants to learn from Mia and Flynn.
 - thinks Mia and Flynn are a nuisance.
- Which word is the best clue to question 3's answer?
 - easy
 - showed
 - nothing
 - scary
- How did Mia and Flynn feel with Sipu as their guide?
 - scared
 - disappointed
 - relaxed
 - confused

Interpreting character behaviour, feelings and motivation

Read the passage.

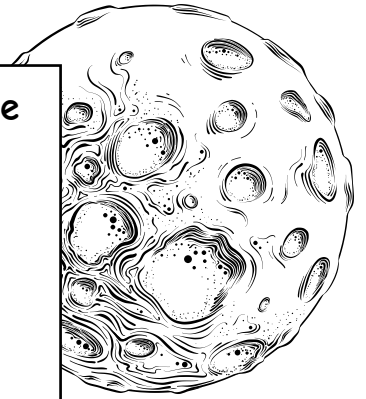
Circle the word Flynn uses to describe the moon.

Highlight Sipu's gift to Mia and Flynn.



"Hey, look guys!" cried Flynn, pointing to the sky. It was dark now and the moon sat full in the night sky. It looked strangely golden. "Doesn't that look awesome?"

The strange coloured moonlight was making them all look golden. El Dorado was with them. Flynn and Mia thought about Sipu and his secret tribe and the great gift that he had given them. He had shown them some of the real treasures of the rainforest, and they would keep their word and do whatever they could to protect it. Their visit to El Dorado would remain a treasured secret forever.



Underline how Flynn and Mia intend to repay Sipu.

Colour the words that help us to understand how Flynn and Mia feel about El Dorado.

6 How does Flynn react to the sight of the moon?

7 How do Flynn and Mia feel about the rainforest? Support your answer with a quote from the passage.

8 What does the passage suggest about Flynn and Mia's attitude towards El Dorado?

Taronga Zoo Information Writing

Watch the **Free Flight Birds** clip <https://youtu.be/wFacO1W35Sk> and record facts about Free Flight Birds

Fact

Fact

Fact

Fact

Topic

Developing an introduction

Write an **introduction** paragraph using the information you gathered from the video.

Write another paragraph from the bird video, this time on the topic that you wrote the most facts down.

Finding the Area of Joined Rectangles ³

Do you remember the formula to find the area of a rectangle? $L \times W = A$

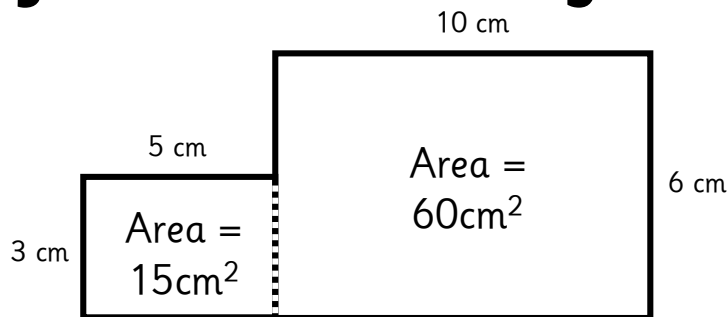
Now, you're being given a large space and the space can be divided into rectangles. Find the area of each rectangle and add each of the areas together to find the area of the total space.

e.g.

$$5\text{cm} \times 3\text{cm} = 15\text{cm}^2$$

$$10\text{cm} \times 6\text{cm} = 60\text{cm}^2$$

$$15\text{cm} + 60\text{cm} = 75\text{cm}^2$$



Add the area of shape 1 to the area of shape 2

$$\text{Area} = 15\text{cm}^2 + 60\text{cm}^2$$

$$\text{Total Area} = 75\text{cm}^2$$

When you write the area of a shape, don't forget the unit of measurement, and remember to always include the squared symbol at the end e.g. cm^2

1.

2.

3.

4.

5.

6.

7.

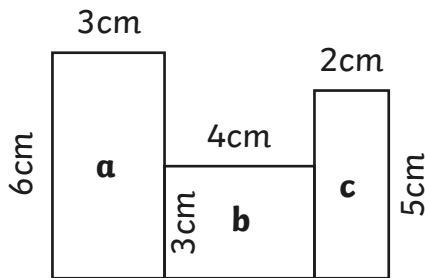
8.

Area of Compound Shapes

I can calculate the area of compound shapes.

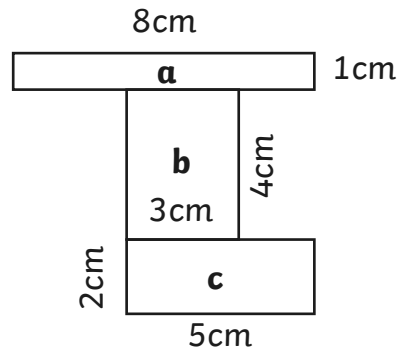
Calculate the area of each rectangle, then calculate the area of the whole compound shape.

7.



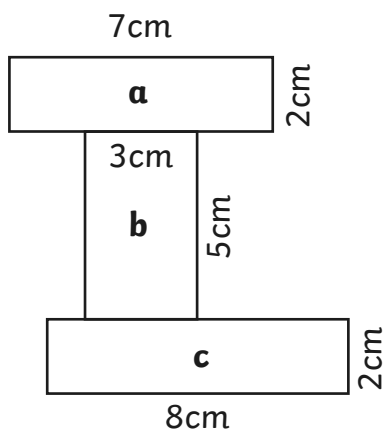
Area a: _____ cm^2 Area c: _____ cm^2
 Area b: _____ cm^2 Total: _____ cm^2

8.



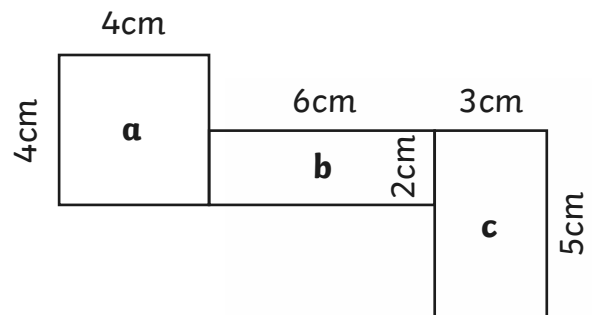
Area a: _____ cm^2 Area c: _____ cm^2
 Area b: _____ cm^2 Total: _____ cm^2

9.



Area a: _____ cm^2 Area c: _____ cm^2
 Area b: _____ cm^2 Total: _____ cm^2

10.



Area a: _____ cm^2 Area c: _____ cm^2
 Area b: _____ cm^2 Total: _____ cm^2

Note: Compound shapes are not to scale.

CAPA

Last week, we started talking about Drama!

Drama is part of Creative and Performing Arts (CAPA)



Drama is a **written work that tells a story through action and speech and is acted out**: a usually serious play, movie, or television production.

MONOLOGUES

This week, we are talking about something called a **monologue** (pronounced 'mon-a-log').

A **monologue** is a speech given by a **single character** in a story. In drama, it is the vocalization of a character's thoughts (that means saying their thoughts out loud). It is traditionally a device used in theater—a speech to be given on stage—but nowadays, its use extends to film and television.

Can you think of any examples of a monologue that you know? This could be a scene in a movie or TV show you know, where a **SINGLE** character is speaking, expressing their thoughts.

Actors often do monologues when they are auditioning for a movie, play or tv show! Maybe you've even had to do a monologue before! If so, share your experience below:

MONOLOGUES – Your Task

1. Below are 3 monologues. Please read through them and choose one you would like to perform.

BUGS

I like bugs. A lot. Spiders, ants, beetles, scorpions. Most people don't even know that scorpions are insects. They think they're lizards or something. But they're not. Even lobsters are related to spiders. Yeah. So enjoy your dinner. Everyone's always telling me that bugs are disgusting. But I say, if you can like dogs, why can't you like bugs? Truth is, most dogs are covered with bugs anyway. So every time you pet your dog, you're really just petting a bunch of bugs. Even *I* wouldn't do that. Yeah. Now who's the disgusting one?

GUMMY BEARS

The difference between thinking about having no school all summer and actually having no school all summer is like the difference between thinking about Gummy Bears and actually eating them. I mean, when you think about Gummy Bears and imagine eating them, it's so easy to remember how sweet they are. And how chewy. And that they're really, really good. I mean Gummy Bears are REALLY good. But the truth is, the only thing that imagining eating Gummy Bears does for you is make you even hungrier for Gummy Bears. But on the other hand, imagining not having school all summer . . . I mean, actually not having school all summer . . . I forget what I was gonna say . . . Does anyone have any Gummy Bears?

BROCCOLI

Why does broccoli even exist? For one thing, it's gross. For another thing, it's disgusting. And for a third thing, it's ugly. Well, someone has to say it. Broccoli is ugly. Like, think about French fries. French fries are a vegetable too. But they're not gross . . . unless they're cold. And they're totally not ugly. I mean, hello – they're *golden*. In what universe is gold not a good thing? And did I mention broccoli tastes bad? Yeah, basically broccoli has nothing at all going for it. Except that my Mom likes it. And tries to make me eat it. Did I mention that broccoli is disgusting?

2. Once you have chosen a monologue, use your imagination to decide WHO your character is, performing this monologue.

- Who your character is going to be (name, age etc)

- What your character looks like (facial expressions, are they sitting or standing)

- What their voice sounds like

- Who they are speaking to

Your last job is to PERFORM this monologue!
Perform to someone at home or just to yourself.
Record and share it if you're online!

Design a Tree House.

You have been given 1 million dollars to spend on a new tree house in your yard.

Draw a plan for your dream tree house. If can include anything you can think of.



Thursday

Spelling

List Word	Practice	List Word	Practice
science		exporter	
patience		irregular	
audience		intention	
obedience		treatment	
impatience		celebration	
similar		frenzied	
electric		intriguing	
original		systematic	
particular		decomposed	
interesting		acquaintance	
invalid		<u>etiquette</u>	
salmon		<u>esoteric</u>	
removal		<u>exemplify</u>	
trousers		<u>epilogue</u>	
peculiar		<u>emphasis</u>	

wk6

Spelling

Each day, choose ONE activity to complete using your list of spelling words.

Teach **THIS**

Verbal/Linguistic

Delightful Dictionaries

Using your dictionary, find each of the meanings of your spelling words and write them in your book.

Mathematical/Logical

Find a Vowel

Write out all your spelling words and circle the vowels in each word.

Naturalistic

Stuck on the Sand

Use a stick to write your spelling words outside in the sand or dirt.

Bodily/Kinaesthetic

Charades

With a partner, play charades acting out one of your spelling words while your partner guesses the word.

Visual/Spatial

Pick a Word

Make each of your spelling words using toothpicks. Glue them onto your page.

Interpersonal

Make a game of it

Make up a spelling word game. Ask someone to try it out and rate it.

Intrapersonal

Always Improving

Think about the way you learn your spelling words at home. Can you think of more effective ways to learn them?

Musical/Rhythmic

Listen to Me

Create jingles or a song to help others learn their spelling words.

The Story of Vegemite

The story of how Vegemite was invented all began with the Fred Walker Company in 1922. They were interested in creating a spread from one of the world's richest known sources of Vitamin B. The company, which soon



became known as the Kraft Food Company, hired a very clever chemist known as Dr Cyril P. Callister. It was Dr Callister who developed the spread, using leftover brewers' yeast extract and various vegetable and spice additives.

As they wanted lots of people to buy their new product, the Fred Walker Company came up with the very clever idea of having the public name it themselves. They launched a national competition right across Australia, and in 1923 the winning entry was announced. 'Vegemite' was to be its name! By 1923, jars of Vegemite were being sold in supermarkets and grocery stores all over the country.

Now at that time, a similar product from England known as 'Marmite' was already very popular in Australia. Shoppers weren't keen to try something different and Vegemite sales were low. To increase sales, the company even called it by a different name to try to convince people to purchase it. It became known as 'Parwill' with a clever catch phrase to go with it: "If Marmite...then Parwill"! The public didn't bite. Even with this new advertising strategy, sales did not improve.

It took the Fred Walker Company 14 years of persistence and a reversion to its original name before the people of Australia finally embraced their Vegemite. Doctors began recommending it as a rich source of Vitamin B, and during the Second World War the armed forces bought it in bulk to send to the soldiers. It eventually became so popular that it had to be rationed across Australia since the company couldn't meet the demands of the needy public.

Another very clever advertising tool that the company used to popularise the brand was the creation of the song 'Happy Little Vegemites', which was released on the radio in 1954. It went on to become a television commercial two years later. It was aired right through the 1960s and then remastered in the 1980s for a new generation.

Even today, the song is easily recognised as an unofficial national anthem, with Vegemite putting 'a rose in every cheek'.

Vegemite has gone on to become a food source that is loved by Australians of all ages and eaten at any time of the day. Twenty-two million jars are sold every year. It has a thick and sticky consistency and is almost black in colour. Made from yeast and vegetable extract, it is an excellent source of Vitamin B but it is extremely salty. Australians are used to the flavour because they grow up eating it. When travelling overseas, some people even take it with them as a small reminder of home. However, adults who try it for the first time say that it is something that takes a little getting used to!

Questions

1. The Fred Walker Company went on to be known as what?

2. Who developed the recipe for Vegemite and what was his job?

3. How did they decide to name the new spread Vegemite?

4. In which year was Vegemite sold for the first time?

5. What was the name of the product that was very similar to Vegemite and was its direct competition? Where did this come from?

6. How many jars of Vegemite are sold each year?

7. Why is Vegemite good for you?

8. Explain what the company did to try to make people buy more Vegemite.

9. Name the two very important groups who supported the buying of Vegemite.

10. Why do you think some people take Vegemite on holiday when they go abroad?

11. Do you think 'Vegemite' is a good name for the spread? What would you call it and why?

Universal Declaration of Human Rights

Watch video 'Everybody – We are all Born Free': <https://www.youtube.com/watch?v=x9 IvXFEyJo>

Answer the following questions

When was the Universal Declaration of Human Rights written?

Why was the Universal Declaration of Human Rights created?

Who created the Universal Declaration of Human Rights?

List **4** of the Articles – the number and meaning

Why do you think it is important we have these Human Rights?

Watch video of Book 'We are all Born Free': <https://www.youtube.com/watch?v=Q3ozxrdD30s>

After watching both videos complete the following passage

1. The Universal Declaration of Human Rights was created on _____.

2. _____ created the Universal Declaration of Human Rights because _____

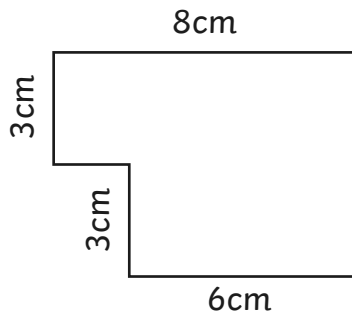
3. The book *We Are All Born Free* is a Visual text that was created to _____

Area of Compound Shapes

I can calculate the area of compound shapes.

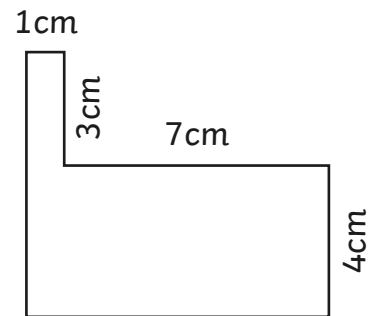
Identify the shapes where the area can be calculated. Calculate the area of each compound shape.

1.



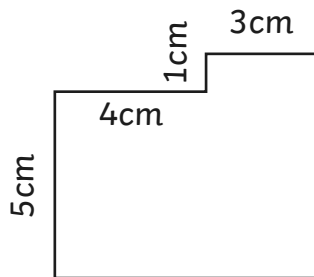
Total: _____

2.



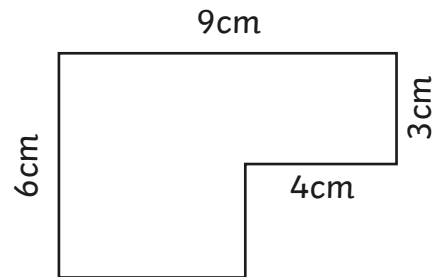
Total: _____

3.



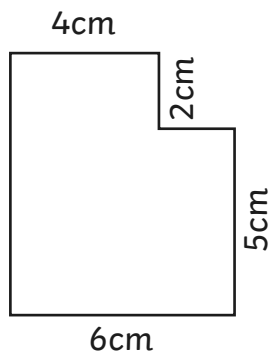
Total: _____

4.



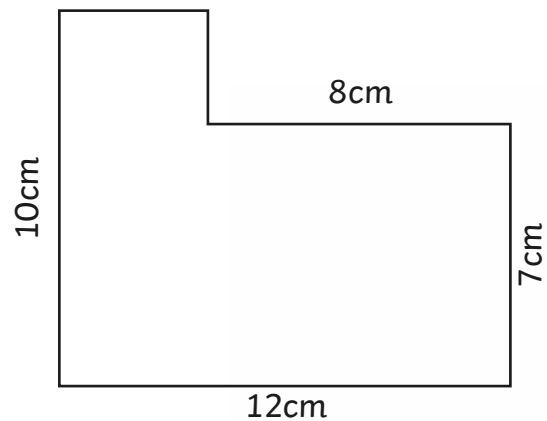
Total: _____

5.



Total: _____

6.



Total: _____

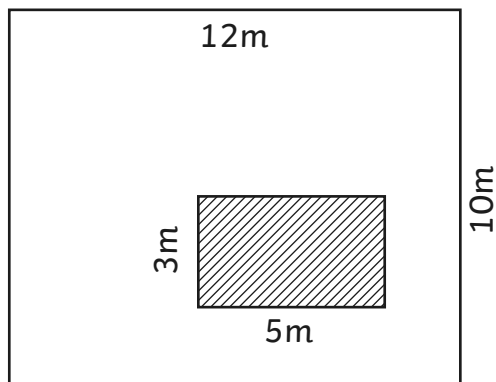
Note: Compound shapes are not to scale.

Area of Compound Shapes

I can calculate the area of compound shapes.

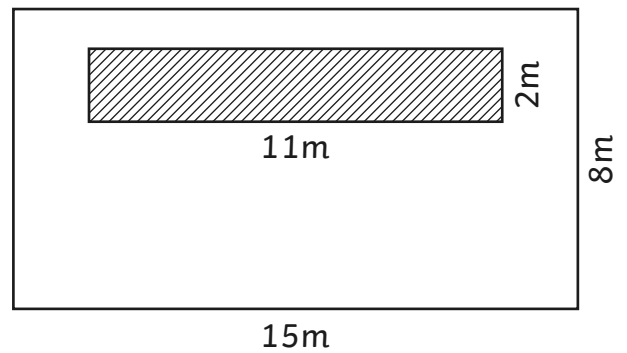
Identify the shapes where the area can be calculated. Calculate the area of each compound shape.

1.



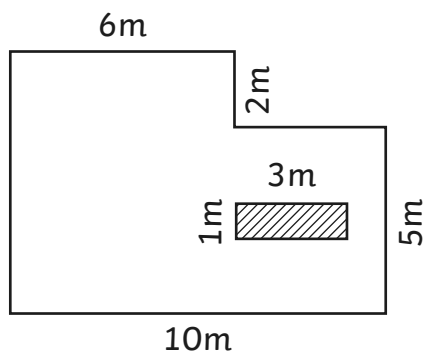
Total: _____

2.



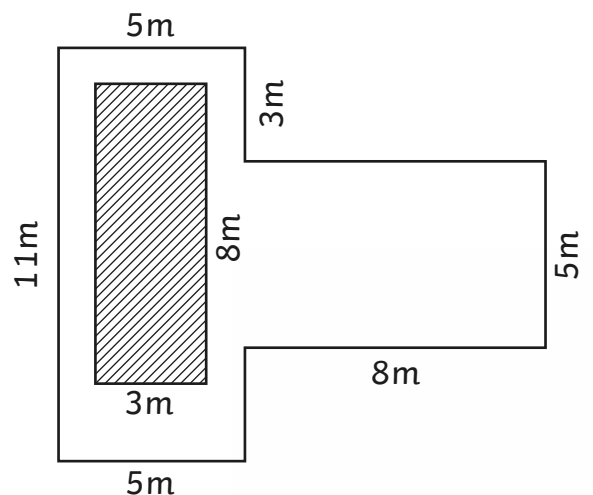
Total: _____

3.



Total: _____

4.



Total: _____

Note: Compound shapes are not to scale.

Water Safety

1. What is the purpose of using water safety signs at different swimming places?

2. Research some water safety signs from different parts of Australia.
(For example, look at water safety signs for swimming holes and billabongs from the Northern Territory)

a) What do you notice about the signs?


b) Describe some similarities and differences between the signs?

3. Activity

You have been asked by the lifeguards to create a poster that clearly show a list of rules for staying safe in the water.

- Create the poster in PowerPoint
- Think about if what body of water you will be creating the poster for (pool, beach, lake, swimming hole)
- Think about your audience and how this will impact what you include in your poster (for example if you choose a younger audience you may need more pictures if they can't read)
- Your poster **must** include three (3) water safety rules that swimmers in your chosen location must follow
- Use the internet to research different safety websites.

Water Safety Poster



Afternoon Activity - BTN

BEHIND THE NEWS

FOCUS QUESTIONS. BEFORE. DURING. AFTER. CONCEPT MAP. MAKING CONNECTIONS.

Name: _____

Episode: _____

BEFORE THE EPISODE

What do you already know about the given 'BTN' episode?

AFTER THE EPISODE

What do you still wonder after viewing the given 'BTN' episode?

MAKING CONNECTIONS


Did this 'BTN' episode remind you of something? Can you relate to this episode? Using the lines below, write about a personal experience or time in your life that relates to the episode that you have just viewed.

No Access? Create your own BTN segment.



Check In

How do you feel about your day?



What is something that you felt you were successful in completing today?

What was something you found hard today and would like help with?



Friday

Name _____

Date _____

Ghost Train

settled	adventure	scary	trembled
dark	fake	jerked	paused
carriage	money	darted	widened
fled	stupid	Quick	

Sophie read the sign one last time and _____ herself in the small carriage. She and Lachlan were the only passengers, which wasn't surprising. The ride didn't look _____ at all.

"When's this _____ thing going to start?" her brother said, picking at the flaking paint inside the carriage. As he spoke, the train _____ and rattled into the _____ tunnel. A skeleton dropped itself slowly from the ceiling. Jenna sighed. "That's so _____, it..."

She suddenly _____ in the seat. The train had come to a halt. "Oh no, it's broken down!" said Lachlan. "Let's get out and walk the rest of it," said Sophie. They scrambled out of the _____ and started along the track.


"Shhh..." Lachlan paused, "I can hear voices."

"We'll wait until the ride's finished, then we'll hide the _____," one voice said. "No-one would think to look here."

Sophie looked at Lachlan. "_____, let's hide." She _____ behind a large plastic-looking rock. They both peered over it. Two men, dressed in dark clothing, were making their way towards them. One was carrying a large heavy bag. Sophie's eyes _____. She had seen both men on TV last night. They were the main suspects in a shop robbery.

Lachlan sneezed. One of the men _____ and snapped his head in Sophie and Lachlan's direction. "Hey, there's some kids there! Look!"

Sophie and Lachlan stumbled out from behind the rock and _____ up the track. Maybe the sign had been right. This ride might turn out to be an _____ after all.



United Nations

When Did It Begin?

It was set up in 1945, after the Second World War, as a way of bringing people together and to avoid further wars.

The Charter was signed in June 1945 and the United Nations came into existence in October 1945.

It started with 51 countries. The United Kingdom is one of the original members. Germany did not join until 1973.



In a Nutshell...

The United Nations was created after the Second World War.

It is known as the UN.

Today it's comprised of 193 member nations.

Follow this link to see which countries are members;

<http://www.un.org/en/member-states/>



The UN building in New York City

The United Nations

The _____ Nations is an _____ organisation. It was set up in _____ following the end of the _____ World War. This war had been so horrific that the UN's _____ wanted to _____ such a conflict from occurring _____. Nowadays, most of the _____ in the world are members of the UN. Its headquarters are located in New _____.

Use these words to fill the gaps:

International, York, prevent, 1945, again, United, Second, founders, countries.

Children's Rights Diamond Ranking

Instructions:

The statements on the next page show articles of the United Nations Convention on the Rights of the Child. These are rights that every child is entitled to.

Cut out the rights on the next page. Choose nine of the rights you believe are the most important. Then use the diamond layout below to arrange these rights in order of most to least important (in your opinion) then glue them on the grid.

Children's Rights Articles

Article 1

Everyone under 18 has these rights.

twinkl.com

Article 2

All children have these rights, no matter who they are, where they live, what their parents do, what language they speak, what their religion is, whether they are a boy or girl, what their culture is, whether they have a disability, whether they are rich or poor. No child should be treated unfairly on any basis.

twinkl.com

Article 3

All adults should do what is best for you. When adults make decisions, they should think about how their decisions will affect children.

twinkl.com

Article 4

The government has a responsibility to make sure your rights are protected. They must help your family to protect your rights and create an environment where you can grow and reach your potential.

twinkl.com

Article 5

Your family has the responsibility to help you learn to exercise your rights, and to ensure that your rights are protected.

twinkl.com

Article 6

You have the right to be alive.

twinkl.com

Article 7

You have the right to a name, and this should be officially recognized by the government. You have the right to a nationality (to belong to a country).

twinkl.com

Article 8

You have the right to an identity – an official record of who you are. No one should take this away from you.

twinkl.com

Article 9

You have the right to live with your parent(s), unless it is bad for you. You have the right to live with a family who cares for you.

twinkl.com

Article 10

If you live in a different country than your parents do, you have the right to be together in the same place.

twinkl.com

Article 11

You have the right to be protected from kidnapping.

twinkl.com

Article 12

You have the right to give your opinion, and for adults to listen and take it seriously.

twinkl.com

Blank Page for cutting out

Math - Area

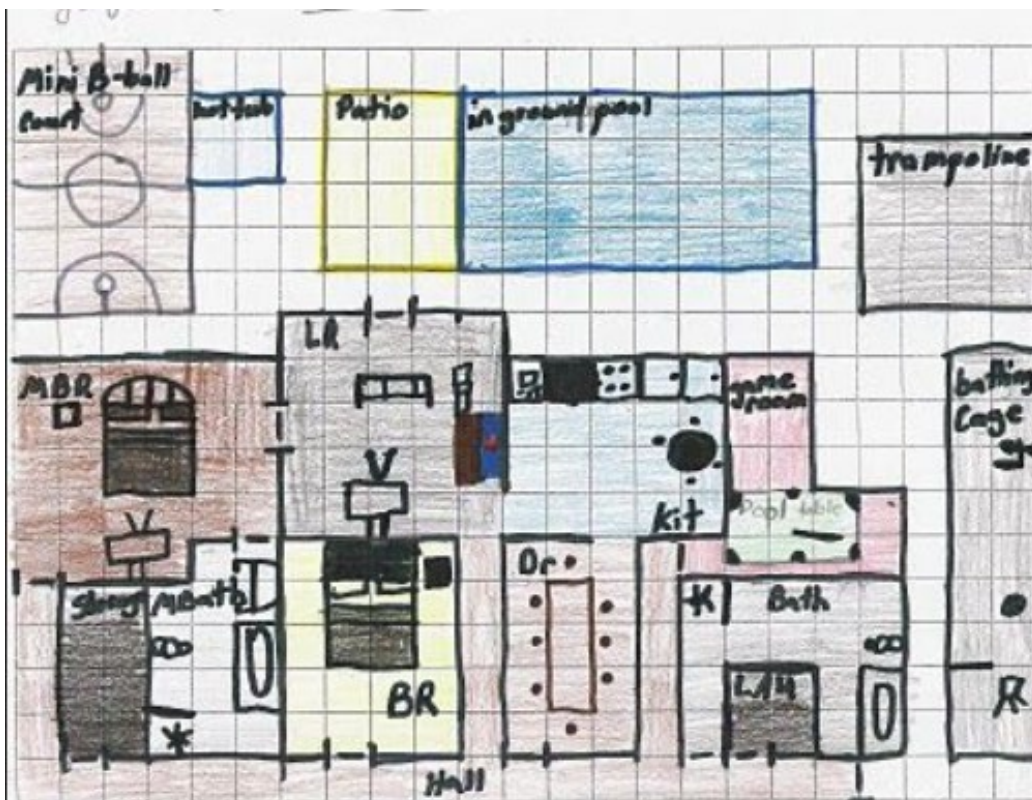
Dream Home Design

You are going to create plans for your dream house. You have one hundred square meters of slab to build your house (on the next page).


Guidelines for building your dream house:

- You **must** include:
 - A kitchen
 - At least one bedroom
 - A bathroom
 - At least one living space.
- The rest of the slab is up to you (indoor jungle, ball pit, unlimited possibilities...)
- The spaces **can not** overlap
- Include the area inside each space (in metres squared)
- Make sure you label each space.

Example Floor plan



Dream House slab



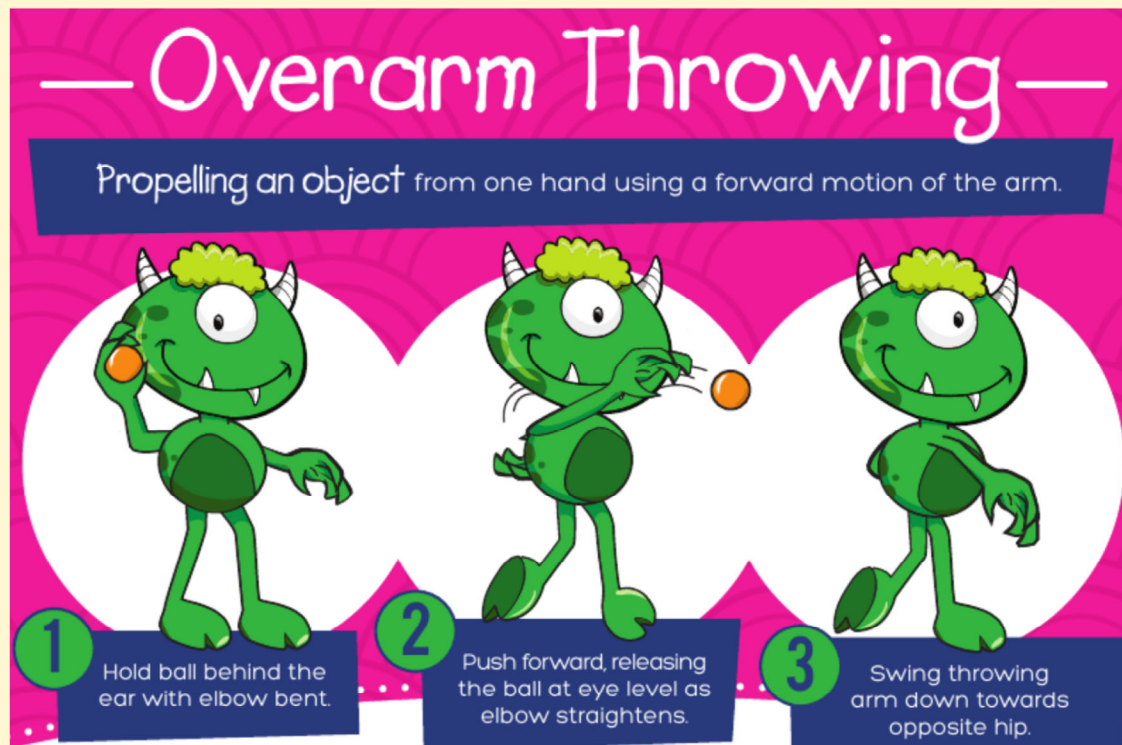
Explain the design and features of your dream home.

PE Warm Up

Spell Your Name WORKOUT REPEAT 2X

A: 50 jumping jacks	N: 40 jumping jacks
B: 30 crunches	O: 30 squats
C: 40 squats	P: 30 mtn. climbers
D: 10 push ups	Q: 15 push ups
E: 1 minute wall sit	R: 2 minute wall sit
F: 2 minute wall sit	S: 15 burpees
G: 20 squats	T: 1 minute plank
H: 30 jumping jacks	U: 40 jumping jacks
I: 10 burpees	V: 1 minute wall sit
J: 2 minute plank	W: 30 squats
K: 20 mtn. climbers	X: 25 crunches
L: 15 push ups	Y: 10 push ups
M: 20 lunges	Z: 30 lunges

PE Skill Revision



Game - Bullseye

Create your own target on the ground or on a sensible outdoor wall space. Allocate points to each section.



Using a soft ball, socks, crumpled-up paper etc, practice your overarm throwing technique. Compete against other family members, record your scores and determine a winner.

To make it harder, increase the distance you throw from.

Ninja Course

Draw a plan of your ninja course below.