


# Year 1 Workbook

Term 3 Week 10



Name: \_\_\_\_\_




## Year One

### Continuity of learning - Learning from Home Program, Term 3 – Week 10

Week 10	Monday	Tuesday	Wednesday	Thursday	Friday
<p>Morning</p> <p>Click on the coloured link to go to the website!</p>	<p><b>Task:</b> Morning Warm-up! Do 20 jumping jacks, 20 squats, 10 push-ups and 10 sit-ups.</p> <p><b>English</b>  <b>Task 1: Spelling</b>            Visit our Class Team in MS Teams to check your weekly spelling words.            Write your weekly spelling list (look, cover, write, check)            Spend ten minutes on Spelling City completing an activity or game.  <a href="#">Vocabulary Spelling City</a></p> <p><b>Task 2: Reading</b>            Complete the 'My Dad, the Superhero' reading comprehension activity in your workbook or on MS Teams.</p> 	<p><b>Task:</b> Make and eat a healthy breakfast and help to tidy up afterwards!</p> <p><b>English</b>  <b>Task 1: Spelling</b>            Complete the 'Purple Words' and 'Red Words' Word Searches.            Choose 5 spelling words and write a sentence using each one. Try using more than one spelling word in each sentence.            Spend ten minutes on Spelling City completing an activity or game.  <a href="#">Vocabulary Spelling City</a></p> <p><b>Task 2: Reading</b>            Listen to a story being read on <a href="#">Storyline Online - Home</a></p>  <p>Complete 2 lessons on Reading Eggs.  <a href="#">Reading Eggs</a></p> 	<p><b>Task:</b> Help to hang the washing out or water the garden.</p> <p><b>English</b>  <b>Task 1: Spelling</b>            Practise writing your spelling words in alphabetical order. Complete the alphabetical order worksheet.            Spend ten minutes on Spelling City completing an activity or game.  <a href="#">Vocabulary Spelling City</a></p> <p><b>Task 2: Reading</b>            Complete 'The Terrible Trip Up' reading comprehension activity in your workbook or on MS Teams.</p>  <p>Read or share a book of your choice to a parent or sibling.  <a href="#">EPIC!</a></p>	<p><b>Task:</b> Morning Warm-up! Do 20 high knees, a 1-minute plank and a 5-minute jog.</p> <p><b>English</b>  <b>Task 1: Spelling</b>            Complete the 'Green Words' and 'Orange Words' Word Searches.            Choose words from your weekly spelling list and complete the 'Spell and Shop' activity sheet.            Spend ten minutes on Spelling City completing an activity or game.  <a href="#">Vocabulary Spelling City</a></p> <p><b>Task 2: Reading</b>            Listen to a story being read on <a href="#">Storyline Online - Home</a></p>  <p>Complete 2 lessons on Reading Eggs.  <a href="#">Reading Eggs</a></p> 	<p><b>Task:</b> Do something nice for another member of the family.</p> <p><b>English</b>  <b>Task 1: Spelling</b>            Have an adult or older family member test you on your weekly spelling list.            Spend ten minutes on Spelling City completing an activity or game.  <a href="#">Vocabulary Spelling City</a></p> <p><b>Task 2: Reading</b>            Complete the 'All About Rainbows' reading comprehension activity in your workbook or on MS Teams.</p>  <p>Read or share a book of your choice with a parent or sibling.  <a href="#">EPIC!</a></p>

Read or share a book of your choice to a parent or sibling.  
[EPIC!](#)

**Task 3: Writing**  
Read the 'Why the Koala Has a Stumpy Tail' on the PowerPoint linked to the General Channel in your class MS Teams. There's also a story to read in your workbook.



Complete the 'Why the Koala has a Stumpy Tail' Story Review'.

Enjoy doing some mindfulness Koala and Kangaroo colour in pages.



**Task 3: Writing**  
Using the sequence cards for 'Why the Koala has a Stumpy Tail', recount what happened in the story putting the cards in order.



Complete the book review worksheet. Think about the message the Dreaming Story is telling us. What do you like about the story? What is your favourite part of the story?

Book Review	
The _____	_____
I give this book _____ stars.	_____
I think you _____ read this book	_____
I feel this way because _____	_____
Reviewed by: _____	_____


**Task 3: Writing**  
Complete the Koala Word Study worksheet.  
Using the words from the Word-Study, complete the Koala writing worksheet.

**KOALAS**

Write 10 words from the list below. Use the words to complete the Koala writing worksheet.

resting	tail
tree	water
jump	eat
look	tail
eat	tail
tail	tail
tail	tail
tail	tail
tail	tail
tail	tail

Enjoy completing the 'Why the Koala has a Stumpy Tail' Wordsearch.



**Task 3: Writing**  
Read the cloze passage on 'Why the Koala has a Stumpy Tail' and fill in the correct answers.

Have a go at one of the fast-finishing activities at the bottom of the cloze passage.

**Task 4: Grammar**  
This week in Grammar we are revising our understanding of nouns. A noun is a word that names a person, place, animal, or thing.

**Watch:** [What is a Noun?](#)



Complete the Nouns Worksheets.

Write a name in each box for a person, place or thing in the box below.

NAME	PLACE	THING
_____	_____	_____

**Task 3: Writing**  
Discuss with your parent all the things you could use to create a fancy milkshake.  
Complete the worksheet 'How to make a milkshake'. You could use lollies, fairy floss, chocolate, fruit, ice-creams, etc.

Try making a fancy milkshake of your own as a treat to reward yourself for your awesome work during online learning. Follow the recipe provided with adult supervision. Make sure you add some creative ideas and turn it into a masterpiece. Upload a photo to the Class Team.



**Task 4: Handwriting**  
Complete the handwriting revision activity sheet in your workbook.

Complete a typing lesson. [Typing Tutorials](#)



# GLENDORE PUBLIC SCHOOL



CALLAGHAN  
EDUCATION  
PATHWAYS



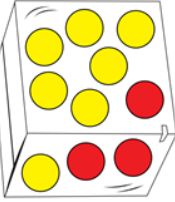




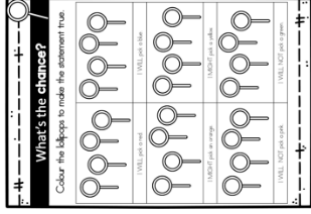
Where Everyone can Succeed

SUCCESS

LEARNING

CARING

RESPECT

<p><b>Break</b></p>	<p><b>Fruit Break</b> Game of catch!</p> <p><b>Mathematics</b> <b>Task 1: Number Warm Up:</b> Play the game, Total of Ten! <b>Watch:</b> <a href="#">How to Play Total of Ten!</a> - YouTube</p>  <p><b>Task 2: Chance</b> <b>Watch:</b> <a href="#">Probability!   Mini Math Movies   Scratch Garden</a> - YouTube</p> <p>Read through the Chance Vocabulary Poster and discuss with a family member what each word means. Your teacher will also talk about 'Chance' in the class VC.</p> <p><b>Task 3: Worksheet</b> <b>Chance Part 1:</b> Draw something that is possible, impossible and will happen, won't happen, and might happen.</p>  <p><b>Task 4: Mathseeds</b> Complete Lesson 82.</p>	<p><b>Fruit Break</b> Kicking the soccer ball!</p> <p><b>Mathematics</b> <b>Task 1: Number Warm Up:</b> Click on the link below and start on level 1. Choose Addition, Subtraction or Multiplication and an activity. <a href="#">Daily 10- Mental Maths Challenge</a></p> <p><b>Task 2: Chance</b> <b>Watch:</b> <a href="#">Year 1- Chance and Probability</a> - YouTube</p> <p>Draw a box with 7 yellow balls inside, and three red balls inside. What colour is more likely to be picked out? What colour is less likely to be picked out? What colour would be impossible to be picked out?</p>  <p><b>Task 3: Worksheet</b> Draw and label things that are impossible and possible to happen today.</p> <p><b>Task 4: Mathseeds</b> Complete lesson 107.</p>	<p><b>Fruit break</b> Play a game of handball!</p> <p><b>Mathematics</b> <b>Task 1: Number Warm Up:</b> Play the game, Total of Ten! (refer to Mon resource) or challenge yourself to play the game 24! <b>Watch:</b> <a href="#">How to Play 24!</a> - YouTube</p>  <p><b>Task 2: Chance</b> <b>Watch</b> <a href="#">Numberblocks - High Probability   Learn to Count</a> - YouTube</p> <p><b>Task 3: Worksheet</b> Colour in the lollies and marbles to make the sentences true.</p>  <p><b>Task 4: Mathseeds</b> Complete 2 lessons of your choice.</p>	<p><b>Fruit Break</b> Draw outside with chalk!</p> <p><b>Mathematics</b> <b>Task 1: Number Warm Up:</b> Click on the link below and start on level 1. Choose Addition, Subtraction or Multiplication and an activity. <a href="#">Daily 10- Mental Maths Challenge</a></p> <p><b>Task 2: Chance</b> <a href="#">Sticky Sticky Bubble Gum - Probability BOOK</a> - YouTube</p> <p><b>Task 3: Worksheet</b> Colour the spin wheel and answer the chance questions. Use descriptive answers like, 'it might happen because there are four chances.'</p>  <p><b>Task 4: Mathseeds</b> Complete 2 lessons of your choice.</p>	<p><b>Fruit Break</b> Play a game of hopscotch!</p> <p><b>Mathematics</b> <b>Task 1: Number Warm Up:</b> Play the game, War. <b>Watch:</b> <a href="#">How to Play WAR!</a> - YouTube</p>  <p><b>Task 2: Chance</b> <b>Watch</b> <a href="#">Always, Sometimes, Never</a> - YouTube</p> <p><b>Task 3: Worksheet</b> Finish the statements with 'will, might, and will not' and then colour in the lolly pops to make them true statements.</p>  <p><b>Task 4: Mathseeds</b> Complete 2 lessons of your choice.</p>
---------------------	---	---	---	---	--



# GLENDORE PUBLIC SCHOOL



CALLAGHAN  
EDUCATION  
PATHWAYS




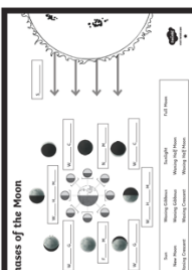




Where Everyone can Succeed

SUCCESS

CARING

RESPECT

LEARNING

<p><b>Break</b></p>	<p><b>Lunch:</b> Ply. Game of hopscotch!</p>	<p><b>Lunch:</b> Sit outside in the sun!</p>	<p><b>Lunch:</b> Play a game of handball!</p>	<p><b>Lunch:</b> Help to make your own sandwich!</p>
<p><b>Afternoon</b></p> <p><b>Click on the coloured link to go to the website!</b></p>	<p><b>Visual Arts and Dance/Music</b></p> <p><b>Task 1: Dance/Music</b> Watch the video and learn about Aboriginal dance and song. <a href="#">Learn About Aboriginal Song &amp; Dance With Ozzie   Educational Video For Kids – Indigenous Culture</a> Now try to perform some Aboriginal dance movements e.g., the emu, the kangaroo, the echidna, the eagle.</p>  <p><b>Task 2: Visual Arts</b> Look at the photos on the Koala sculpture trail below. These sculptures are found throughout the Port Macquarie area. <a href="#">Koala Sculpture Trail</a></p> 	<p><b>Science</b></p> <p><b>Task 1: Dreaming Story</b> Listen to <a href="#">When the Moon Cried and Formed Belmont Lagoon</a>. The story is based on a traditional Aboriginal Dreamtime story. Discuss the Dreamtime story with a family member and your teacher during the class VC.</p>  <p><b>Task 2: Science Form</b> Complete the Term 3 Science Overview. Teachers will post the link on the 'General' Channel of the class MS Teams.</p> <p><b>Task 3:</b> Complete the 'Phases of the Moon' worksheet.</p> 	<p><b>PD/H/PE</b></p> <p><b>Keep fit and move to:</b> <a href="#">SISA Fundamental Movement Skills Lesson - Static Balance</a></p>  <p><a href="#">SISA Yoga Lesson</a></p>  <p><b>PD/Health</b></p> <p><b>Task: Emotions Board Game</b></p> <p><b>Instructions:</b> Roll the die and move your game piece that number of squares. Read the emotion written in the square and say a time when you have felt this emotion, e.g. I feel happy when I am riding my</p>	<p><b>Geography</b></p> <p>Discuss with an adult what a built environment is and how it is different to a natural environment.</p> <p><b>Task 1:</b> For each of the natural environments listed on the worksheet, list some features that may be found in each.</p> <p><b>Task 2:</b> Complete the cut and paste activity to decide if the environments are natural or built. Think about why each of the environments are natural or built.</p> <p>OR</p> <p>Click on the link and complete the 'Natural or Built quiz.' Think about reasons why each of the environments are natural or built.</p> <p><a href="#">Inquisitive - Enjoy teaching Science, History and Geography</a></p> 
<p><b>PD/H/PE</b></p> <p><b>Keep fit and move to:</b></p> <p><b>Task 1: Yoga</b> <a href="#">Minecraft   A Cosmic Kids Yoga Adventure!</a></p> <p><b>Task 2: Kungirruna</b> The name of the game is taken from the language of the Diererie people of South Australia, which is where this activity was observed. Kungirruna means 'playful' or 'merry'. This is a running-and-stepping activity in which players step on (or over) markers.</p>  <p>Use markers of any size that will not cause a player to slip.</p> <p>Four or more markers are placed in a line on the ground about a half a metre apart. This distance can be varied according to the age, height, and ability of the players.</p>				



# GLENDORE PUBLIC SCHOOL



CALLAGHAN  
EDUCATION  
PATHWAYS

*Where Everyone can Succeed*

RESPECT      CARING      LEARNING      SUCCESS

### Task 3: Visual Arts

Use the koala picture to design your own sculptured koala. Use your imagination to make it bright and colourful and draw any objects, designs, patterns or symbols over the koala e.g., tea pots, flowers, hats, etc.

### Task 4: Coding

Complete a coding activity on Scratch Jr App.

[Scratch Jr](#)



bike. The game can be for 2-4 players. The first player to get to the end wins!



Players run and step on or over each of the markers. The markers may be moved further apart for more challenge.

### PD/Health

#### Task 1: Sun Safety

Follow the link below view and sing along to the song, 'You've Gotta Be SunSmart'.  
[You've Gotta Be SunSmart – Jay Laga'aia](#)

**Task 2:** Refer to your workbook to complete the [Pack for Sun Safety](#) activity.

# Monday



Name: \_\_\_\_\_



## Term Three - Year One Spelling Homework

### Unit 29 Spelling

Look/cover/write/check	Monday	Tuesday	Wednesday	Thursday
<b>Purple Words</b>				
but	<i>but</i>		<i>but</i>	
big	<i>big</i>		<i>big</i>	
bet	<i>bet</i>		<i>bet</i>	
bag	<i>bag</i>		<i>bag</i>	
bed	<i>bed</i>		<i>bed</i>	
bud	<i>bud</i>		<i>bud</i>	



Name: \_\_\_\_\_

## Term Three - Year One Spelling Homework



Unit 29 - Sound Focus: oo as in book

(Learn your highlighted words)

Look/cover/write/check	Monday	Tuesday	Wednesday	Thursday
<b>Sight Words</b>				
<i>good</i>				
<i>put</i>				
<b>Red Words</b>				
<i>nook</i>				
<i>took</i>				
<i>look</i>				
<i>book</i>				
<i>cook</i>				
<b>Orange Words</b>				
<i>chook</i>				
<i>crook</i>				
<i>stood</i>				
<i>football</i>				
<i>rookie</i>				
<b>Contraction</b>				
<i>hasn't</i>				
<b>Homophones</b>				
<i>draw</i>				
<i>drawer</i>				
<b>Green Words</b>				
<i>goodbye</i>				
<i>overtook</i>				
<i>kookaburra</i>				
<i>childhood</i>				
<i>understood</i>				

# My Dad, the Superhero

“Wake up!” said Sam to his dad.

On Father’s Day, Sam and his dad always spent the day together. Last year, they rode roller coasters. The year before that, they went to a football match.

“Okay,” said Dad as he got out of bed and into his wheelchair. “Mum made your favourite breakfast,” said Sam.

Dad and Sam went to the kitchen. Mum was making pancakes. “What are you going to do today?” Mum asked with a smile.

“We can go see the new superhero movie!” said Sam. “Good idea,” said Dad. Just then, the phone rang.

When Dad hung up the phone, he said, “I’m sorry, but I have to go to work.” Sam was so very sad.



“I have an idea,” Dad said, “You can come to work with me.”

Sam smiled and ran to his room to get ready. He had never seen his dad at work, and hoped it would be fun.

Sam was shocked when they arrived at the zoo. His dad had keys that

opened every door. Inside was a room with a zookeeper and two nurses. They clapped when his dad came in and thanked him for coming so quickly.

In the corner of the room was a black and white panda. The panda was upset. "This is my patient," Dad said.

After an hour, Sam's dad was holding four tiny panda cubs. Sam's dad handed one to Sam. He was so proud of his dad. He thought his dad was just like a superhero.



"This is the best Father's Day," said Sam to his dad. "I get to hold a panda cub, and I learned that you are a superhero!"

# Questions

Read each statement. Write 'T' if you think it is true, or 'F' if you think it is false.

1. Sam's dad wakes Sam up.
2. Sam and his dad rode roller coasters last year.
3. Dad's favourite breakfast is pancakes.
4. Sam wants to go fishing for Father's Day.
5. Mum answered the phone.
6. Dad has to go to work on Father's Day.
7. The panda has black and brown fur.
8. Dad works at the supermarket.
9. The mumma panda had 6 cubs.
10. Sam thinks his dad is like a superhero.

# Why the Koala Has a Stumpy Tail

The following story is based on a traditional Aboriginal Dreaming story of how the koala came to have a short, stumpy tail.




Long, long ago in the Dreaming, there lived Koala and Tree Kangaroo. They were the very best of friends. Back then, Koala had a very long, furry tail just like his friend, Tree Kangaroo.

One year, there was no rain. All of the streams, rivers and lakes were dried up and no water was found anywhere. Even the leaves in the trees were dying. Koala said, "What are we going to do? We are going to die if we don't get some water to drink." Just then, Tree Kangaroo

had a plan. He remembered back to the last dry season when his mother dug a hole in a dry stream bed. "She dug for hours until water began to fill the bottom of the dry hole," said Tree Kangaroo. "Let's try that!" said Koala.

So, Tree Kangaroo and Koala walked until they came to a dry stream bed. It was as dry as the desert. Koala said, "I am so thirsty and tired. Before I can start digging, I need to have a rest." So Koala climbed up the closest tree, and left Tree Kangaroo to start digging for the water.


After lots of digging, Tree Kangaroo called out to Koala, "Hey Koala, come and help me dig!" Koala began to climb down from the tree until he let out a big, "Ouch!"



Koala had got a thorn in his foot. He couldn't possibly dig with a sore foot, so Tree Kangaroo kept on digging and let Koala rest.

Tree Kangaroo was getting really tired after all of his digging. "Koala!" he yelled. "I am so tired and I need a break. It is your turn to come and dig." Koala began to climb down the tree until he called out, "I am so dizzy. I need to rest longer." Tree Kangaroo was starting to get very angry, but he kept on digging.

At last, some water began to appear in the dry hole. "Hooray, I can see water," yelled Tree Kangaroo. Koala heard this and he quickly jumped from the tree. He pushed Tree Kangaroo out of the way, stuck his head down the hole and began drinking all of the water. Tree Kangaroo was furious! "Save some for me," he said, but Koala just kept on drinking.



Tree Kangaroo grabbed Koala's tail to pull him out of the hole. He pulled and pulled until Koala's tail broke off, and this is why the koala has a short and stumpy tail.



# Why the Koala Has a Stumpy Tail

What is the setting?

---

---

---

---

---

Who is the main character?

---

---

---

---

---

What other characters are there?

---

---

---

---

---

What happens first?

---

---

---

---

---

What happens next?

---

---

---

---

---

What happens last?

---

---

---

---

---

What is the main message of this Dreamtime story?

---


---

---

---

---











# Chance

## Vocabulary

Words we can use to describe possible outcomes:

**certain**      **likely**      **unlikely**

**even chance**      **no chance**      **possible**

**impossible**      **fifty-fifty**      **never**

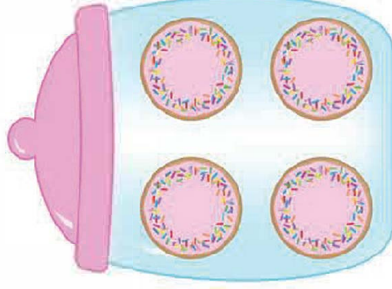
**always**      **very unlikely**      **100%**

## PROBABILITY

The chance of an event occurring.



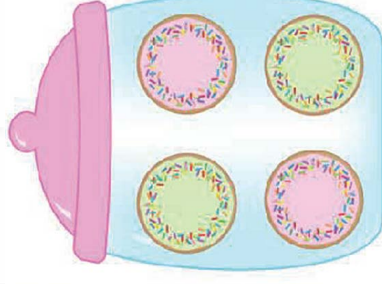
## CERTAIN



The chance of picking a pink cookie is certain.

**It will definitely happen.**

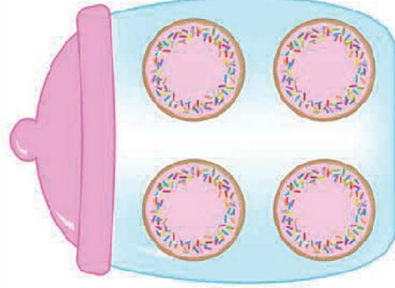
## EQUAL



The chance of picking a green or a pink cookie is equal.

**It is equally likely to occur.**

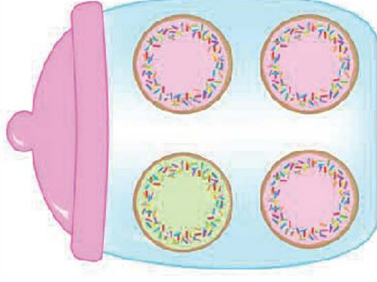
## IMPOSSIBLE



The chance of picking a green cookie is impossible.

**It cannot happen.**

## UNLIKELY



The chance of picking a green cookie is unlikely.

**It will probably not happen.**

# Chance part 1

Draw something

impossible.

possible.

that won't happen.

that will happen.

that might happen.

## Monday Art Task

Use the Koala picture to design your own sculptured koala.

Use your imagination to make it bright and colourful and draw any objects, designs, patterns or symbols over the koala.



# Tuesday



Name: \_\_\_\_\_

## Purple Words Week 10

h v j u f u j n q l z p m d q s u w  
d q l l n j b h i y x n h a d z j t  
d h p z a p y e z k g m z r j u n p  
y t o y p w i j l l v o u y u t b x  
t f n t p l r h o p a p m o d o t r  
k t x h u t w x a n l d p q s f a s  
x x b p t a t k x y e v o b l r x y  
c p q p z g j f t s h u m e k e o r  
t s j o e r d x p v t t s m f x d y  
r a v l n u c h o v z p x g y t u m  
m t h r c l e v x a b b w k e l j m  
k t d d m a y o j b c z j y h a t g

Find the following words in the puzzle.

Words are hidden → ↓ and ↘ .

had

hat

hop

hot

hum

hut

Name: \_\_\_\_\_

## Red Words Week 10

c k f y u l z y b r o k l f o s r x  
f q k v m j a n c g o r q z g b r y  
p m h i t i f o b w o u l h e o s c  
p w o b g e i w s o b r e v c o r o  
b h o w o w l r v w f c a w m o q w  
q u m y s c a h e n x t l v s j h c  
k m c g e y v j q e l n o i u h e j  
w v p a j c l k y i u d t t e b e n  
a w z m l a u v y c e x s m t a b s  
n n f i k a d l s f h t u c q z s d  
t a h a g p k a w x c h d z q w n y  
q m f k p w l j b b g y p k v d h w

Find the following words in the puzzle.

Words are hidden → ↓ and ↘ .

cow  
how  
lots

now  
owl  
want

wow





# Spelling Word Sentences

Choose 5 spelling words and write a sentence using each one.

**WORD:**

---

---

**WORD:**

---

---

**WORD:**

---

---

**WORD:**

---

---

**WORD:**

---

---

Blank Page

## Why the Koala Has a Stumpy Tail

The following story is based on a traditional Aboriginal Dreamtime story of how the koala came to have a short, stumpy tail.



Blank Page



Blank Page



Blank Page






Blank Page

# Book Review

Title: \_\_\_\_\_

I give this book \_\_\_\_\_ stars.



I think you \_\_\_\_\_ read this book.

I feel this way because \_\_\_\_\_

---

---

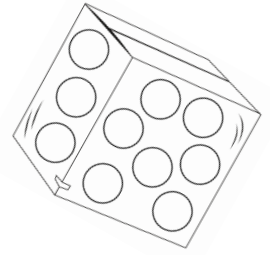
---

---

Reviewed by: \_\_\_\_\_

Draw a box with 7 yellow balls, and three red balls.  
What colour is **more likely** to be picked out?  
What colour is **less likely** to be picked out?  
What colour would be **impossible** to be picked out?

Mathematics: Working out Space



Draw something:



certain to happen tomorrow.

impossible to see.

likely to happen this year.

a dog is unlikely to do.

Draw and label something that is impossible and possible to happen today.  
(2-3 things each).

# IMPOSSIBLE

This means it cannot happen.

# POSSIBLE

This means it can happen.

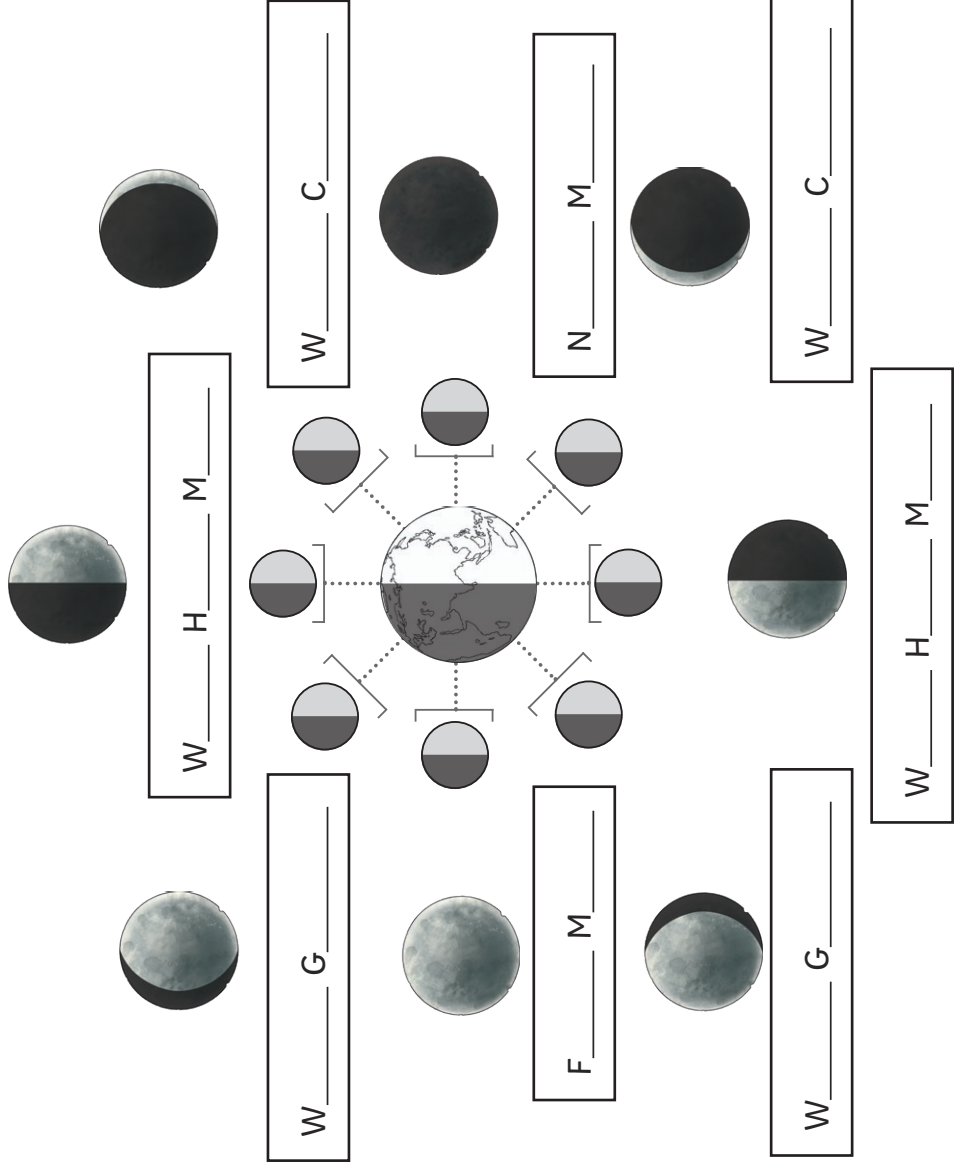


Donuts will fall from the clouds.

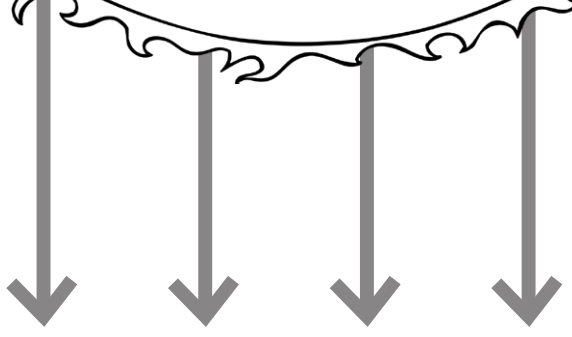


I will eat some fruit today.

# Phases of the Moon



S \_\_\_\_\_



Sun	Waxing Gibbous	Sunlight	Full Moon
New Moon	Waning Gibbous	Waning Half Moon	
Waning Crescent	Waxing Crescent	Waxing Half Moon	

# Wednesday




Name: \_\_\_\_\_

Date: \_\_\_\_\_

# Alphabetical Order

Use the alphabet to help you put the weekly spelling words in alphabetical order.



**A B C D E F G H I J K L M N O P Q R S T U V W X Y Z**

1.

2.

3.

4.

5.

6.

7.

8.

9.

10.



# The Terrible Trip Up!

Before Sports Day the fox team were boasting.

“We’ll win the trophy because we are so good!” said one of the foxes.

The rabbits were feeling worried about not being the best at anything.

The cheetahs were very fast.

“We’ll win the trophy because we are so fast,” said one of the cheetahs.

The rabbits, foxes and zebras practised the activities.

“We’ll win the trophy because we are so...” said one of the koalas and fell asleep.


Sports Day arrived. The zebras won the egg and spoon race.

“We’ll win the trophy because we are so clever,” said one of the zebras.

Then, it was the running race and the cheetahs won. Next, was the three-legged race!

All the animals lined up in pairs with one of their legs tied. The whistle blew and they were off.

The koalas fell asleep at the starting line!



The cheetahs ran too fast and had to stop.

The foxes pulled in different ways and fell over.

The zebras argued and fell on top of the foxes.

The rabbits just kept on going. They carefully moved together, counting and helping each other to the finish line.

“They won the trophy because they are good at teamwork!” cheered all the animals.



# Questions

1. Who was boasting about being so good?

- the rabbits
- the foxes
- the elephants

2. What happened to the koalas in the three-legged race?

- they won
- they tripped up
- they fell asleep

3. Which race did the zebras win?

- the egg and spoon race
- the running race
- the art race

4. Who won the three-legged race?

- the foxes
- the cheetahs
- the rabbits

5. Which team fell on top of the foxes?

- the cheetahs
- the rabbits
- the zebras

# KOALA WORD STUDY

Put the words into the correct spot.

Nouns	Adjectives	Verbs

fluffy	drink
tree	nose
climb	marsupial
sleep	grey



# KOALAS

Write 3-5 sentences about Koalas. You may like to use words from your Word Study worksheet in your writing.

---

---

---

---

---

---

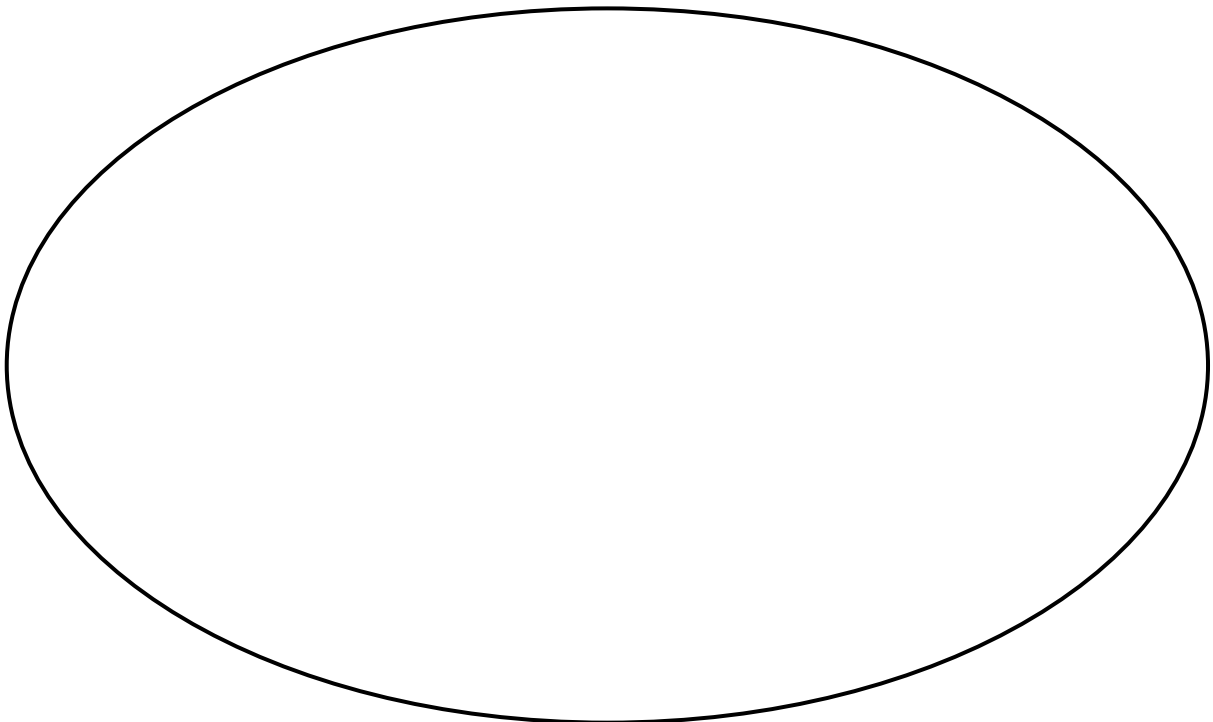
---

---

---

---

Draw a picture of a koala with a stumpy tail.



# Why the Koala Has a Stumpy Tail

d d r e s t i n g l t i  
r t r e e u w a t e r s  
i p o e k o k o a l a t  
n k t s a a l t h i d s  
k o h t n m y a s r i t  
i t i r g l i y z d t u  
n a r e a a z n i y i m  
g i s a r n i g g u o p  
o l t m o g d s t e n y  
a k y g o a n g r y a r  
l a b o r i g i n a l e  
o k d i g g i n g g t s




Aboriginal	tree	water	angry
Dreaming	kangaroo	stream	drinking
traditional	tail	thirsty	digging
koala	stumpy	lazy	resting

# What's the chance?



Colour the lollies and finish the statement.





I WILL pick a

\_\_\_\_\_ lolly.

I MIGHT pick a

\_\_\_\_\_ lolly.




I WILL NOT pick a


\_\_\_\_\_ candy.

# Chance Problem Solving

Colour in the marbles to make the sentences true.



1. You might choose a red marble.




2. You won't choose a blue marble.




3. You might choose a yellow marble.



4. You have an even chance of choosing a green marble and a red.



5. You will choose a blue marble.



6. You won't choose a green marble.



# Emotions

happy

embarrassed

calm

proud

sad

disgusted

sleepy

Finish

happy

embarrassed

calm

proud

sad

disgusted

sleepy

surprised

worried

astonished

scared

confused

cross

happy

embarrassed

calm

proud

sad

disgusted

sleepy

surprised

worried

astonished

scared

confused

cross

happy

embarrassed

calm

proud

sad

disgusted

sleepy

Start

happy

embarrassed

calm

proud

sad

disgusted

sleepy

surprised

worried

astonished

scared

confused

cross

# Thursday



Name: \_\_\_\_\_

## Orange Words Week 10

w y h w o l k q d g g t n x b w j d  
p n p i x y o p o x x r m k b w l e  
v d p e t a l c w d p a o k h o w g  
d s h o w e r e n o g e m w s m n s  
o w k r y v t v l o t s d e l e q d  
w z j y y g q o z i t v c a j j y w  
m f g j z l g x w p j p d a l n w n  
c o w s e o o w l n n k m j u k c k  
s e f c l o w n i z o i c x u r q w  
l t w o w a n t i b c r t k p h h r  
n u g z d l j y a n o w v v l r v f  
p v f v v q k j q d y h s r w t u l

Find the following words in the puzzle.

Words are hidden → ↓ and ↘ .

clown

cow

down

growl

how

lots

now

owl

pedal

petal

shower

town

want

wow

Name: \_\_\_\_\_

## Green Words Week 10

m w g h w s p j g o w l u z c s q k  
s g p o c p u h d r p o s j t h l i  
w n y w s l a n i d t e w v j o o b  
u s o l z d o w f d k c d h p w t j  
b v c i t l e w y l c d r a p e s c  
r o o n k p g y n g o o i o l r n y  
o g w g x e r w e v p w s u w a h y  
w g h c h t o g t b t n e w t d k r  
n b r o k a w i r f r t z r o z e k  
i b a k w l l m a c d o d c w j l d  
e u r u c z c i u t e f w t n t f c  
l n o w t b d b x n i u k w a n t g

Find the following words in the puzzle.

Words are hidden → ↓ and ↘ .

brownie

clown

cow

crowded

down

eyebrow

growl

how

howling

lots

now

owl

pedal

petal

shower

sunflower

town

want

wow



# Spell and Shop

Find what each letter costs in the class shop. Add the letters and see what it costs to buy the whole word.

a	b	c	d	e	f	g	h	i	j	k	l	m
\$1	\$3	\$2	\$2	\$1	\$4	\$3	\$2	\$1	\$4	\$4	\$3	\$2


n	o	p	q	r	s	t	u	v	w	x	y	z
\$2	\$1	\$3	\$5	\$3	\$2	\$2	\$1	\$4	\$4	\$5	\$4	\$5

Word:	Word:
Cost:	Cost:
Word:	Word:
Cost:	Cost:
Word:	Word:
Cost:	Cost:
Word:	Word:
Cost:	Cost:
Word:	Word:
Cost:	Cost:

# Why the Koala Has a Stumpy Tail

Use the following words to fill in the missing parts of the story.

short	water	Tree	tree	drinking
dry	plan	leaves	rain	desert
dizzy	broke	thorn	drink	lakes
long	digging	angry	hole	tired



Long, long ago in the Dreaming, there lived Koala and T\_\_\_\_\_ Kangaroo. They were the very best of friends. Back then, Koala had a very l\_\_\_\_\_, furry tail just like his friend, Tree Kangaroo.

One year, there was no r\_\_\_\_\_. All of the streams, rivers and l\_\_\_\_\_ were dried up and no water was found anywhere. Even the l\_\_\_\_\_ in the trees were dying. Koala said, "What are

we going to do? We are going to die if we don't get some water to d\_\_\_\_\_." Just then, Tree Kangaroo had a p\_\_\_\_\_. He remembered back to the last dry season when his mother dug a hole in a d\_\_\_\_\_ stream bed.

"She dug for hours, until w\_\_\_\_\_ began to fill the bottom of the dry hole," said Tree Kangaroo. "Let's try that!" said Koala.


So, Tree Kangaroo and Koala walked until they came to a dry stream bed. It was as dry as the d\_\_\_\_\_. Koala said, "I am so thirsty and t\_\_\_\_\_. Before I can start digging, I need to have a rest." So Koala climbed up the closest t\_\_\_\_\_, and left Tree Kangaroo to start digging for the water.

After lots of digging, Tree Kangaroo called out to Koala, "Hey Koala, come and help me dig!" Koala began to climb down from the tree until he let out a big, "Ouch!" Koala had got a t\_\_\_\_\_ in his foot. He couldn't possibly dig with a sore foot, so Tree Kangaroo kept on d\_\_\_\_\_ and let Koala rest.



Tree Kangaroo was getting really tired after all of his digging. "Koala!" he yelled. "I am so tired and I need a break. It is your turn to come and dig." Koala began to climb down the tree until he called out, "I am so d\_\_\_\_\_. I need to rest longer." Tree Kangaroo was starting to get very a\_\_\_\_\_, but he kept on digging.

At last, some water began to appear in the dry h\_\_\_\_\_. "Hooray, I can see water," yelled Tree Kangaroo. Koala heard this and he quickly jumped from the tree. He pushed Tree




Kangaroo out of the way, stuck his head down the hole and began d\_\_\_\_\_ all the water. Tree Kangaroo was furious! "Save some for me," he said, but Koala just kept on drinking.

Tree Kangaroo grabbed Koala's tail to pull him out of the

hole. He pulled and pulled until Koala's tail

b\_\_\_\_\_ off and this is why the koala has

a s\_\_\_\_\_ and stumpy tail.





### Fast Finisher Activities

1. Use the word 'Koala' and create an acrostic poem. Illustrate your poem.
2. Create a word search using all of the words that are associated with this story.
3. Draw Koala drinking from the hole that Tree Kangaroo had dug. Make sure to include Tree Kangaroo in your picture.
4. What do you think the main message of the story is? Write your ideas in one sentence.

Name: \_\_\_\_\_

# NOUNS

A noun is a name for a person, place or thing.



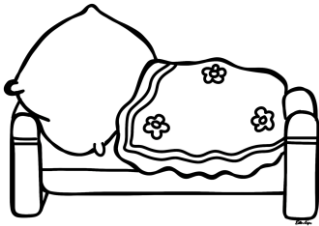
What noun is this? Circle the type of noun it is.




person  
place  
thing



person  
place  
thing




person  
place  
thing



person  
place  
thing



person  
place  
thing



person  
place  
thing



Name: \_\_\_\_\_

# NOUNS

A noun is a name for a person, place or thing. In the boxes below draw a:



A large, empty rounded rectangular box for drawing a person.

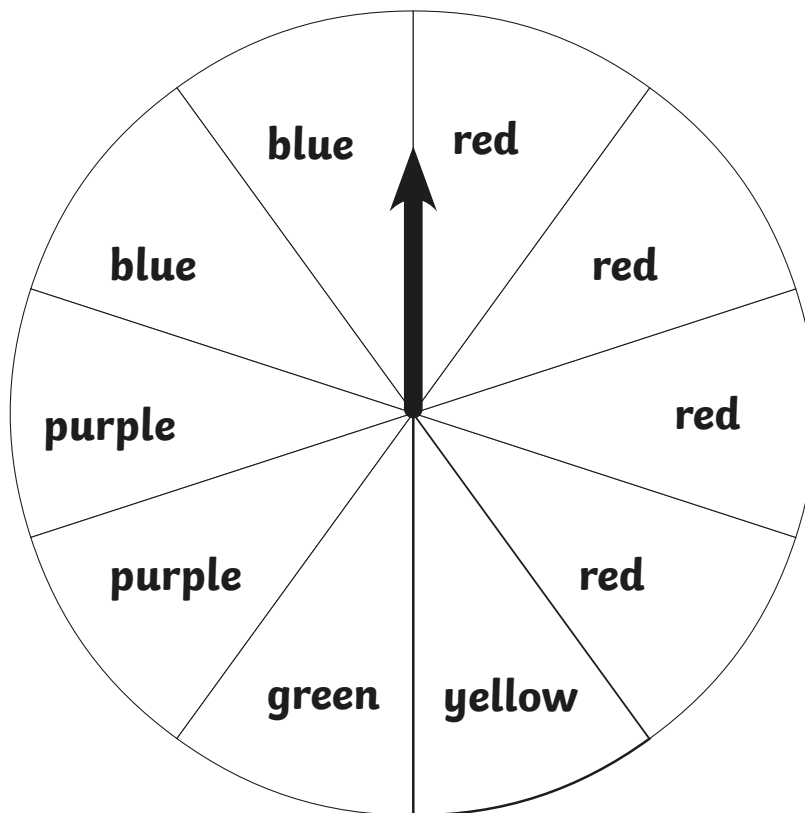


A large, empty rounded rectangular box for drawing a place.



A large, empty rounded rectangular box for drawing a thing.

# Chance Colour Wheel



1. What is the chance the colour wheel will land on red?

---

2. What is the chance the colour wheel will land on orange?

---

3. Is there an even chance of the colour wheel landing on purple or blue?

---

4. Is there a chance the colour wheel could not land on red, yellow, green, purple or blue?

---

5. Is there an even chance of the colour wheel landing on red or green?

---

# *Built Environments and their features*

*1. List 5 natural features that you might find in each of these environments.*



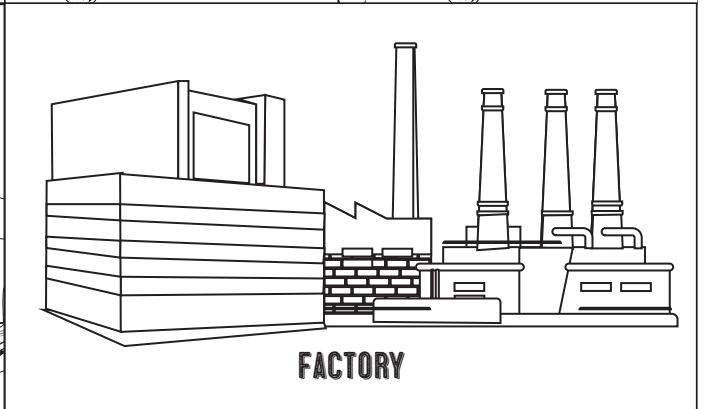



<i>School</i>	<i>Theme Park</i>	<i>House</i>	<i>Shopping Centre</i>

*2. Draw one of these built environments and label it's features.*

# BUILT AND NATURAL ENVIRONMENTS SORT


Cut out the environments and classify them as built or natural environments.

BUILT ENVIRONMENTS	NATURAL ENVIRONMENTS



Blank Page

# Friday



Spelling Test Date: \_\_\_\_\_

Score: \_\_\_\_\_

1.	11.
2.	12.
3.	13.
4.	14.
5.	15.
6.	16.
7.	17.
8.	18.
9.	19.
10.	20.

Spelling Sentence:

---

---

---



# All About Rainbows

A rainbow is a colourful arc that we see in the sky.

A rainbow is made of light.


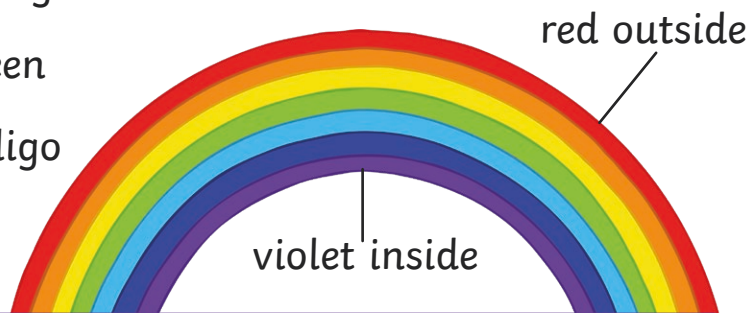


A rainbow happens when it is sunny and rainy at the same time.



There are seven colours in a rainbow:

- |  |  |
|--|--|
|  red    |  orange |
|  yellow |  green  |
|  blue   |  indigo |
|  violet |  |



## Did You Know...?

Rainbows are full circles.

On the ground, we only see half of a rainbow.

We can only see a full rainbow from above.

# Questions

1. When do we see rainbows? **Tick one.**

- when it's rainy and sunny
- when it's dark
- when it's windy

2. What is a rainbow made of? **Tick one.**

- sound
- light
- glass

3. How many colours are there in a rainbow? **Tick one.**

- seven
- six
- ten

4. Which of these colours is **not** in a rainbow? **Tick one.**

- red
- brown
- blue

5. How can you see a full circle rainbow? **Tick one.**



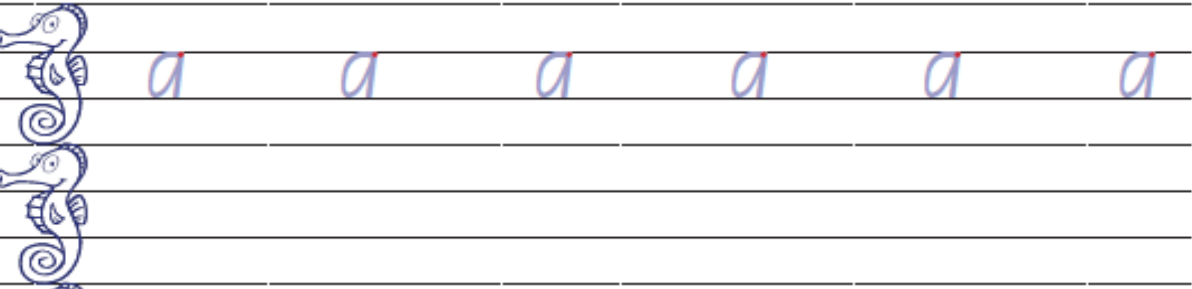

- from indoors
- from below
- from above




# Handwriting Revision Term 3

Revise all the letters learnt throughout the term.

Cc, Oo, Aa, Dd, Gg, Qq, Ee, Ss





Try writing the letters yourself now using the correct letter formation and lines.

A series of 18 horizontal lines for independent handwriting practice, corresponding to the three rows of letters above.

# What's the chance?



Finish the statements below:




I will go to the beach on the weekend.

This \_\_\_\_\_ happen.



I will eat food today.

This \_\_\_\_\_ happen.



I will ride an elephant home.

This \_\_\_\_\_ happen.


will

will not


might

# What's the chance?


Colour the lollipops to make the statement true.




I WILL pick a red.




I WILL pick a blue.




I MIGHT pick an orange.



I MIGHT pick a yellow.



I WILL NOT pick a pink.



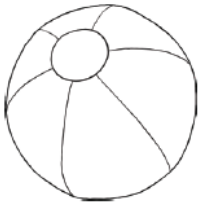
I WILL NOT pick a green.

# Pack for Sun Safety

Directions: Colour and cut out the pictures that help you stay safe in the sun and glue them to your beach bag.







twinkl.com



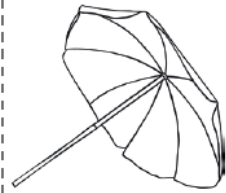
twinkl.com



twinkl.com



twinkl.com



twinkl.com



twinkl.com



twinkl.com



twinkl.com



twinkl.com



twinkl.com