


Year 1 Workbook

Term 4 Week 1






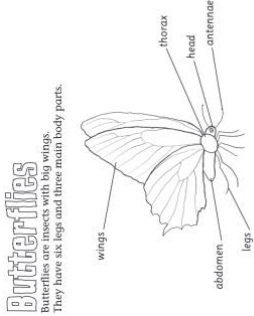
Name: _____

Class: _____



Year One

Continuity of Learning - Learning from Home Program, Term 4 – Week 1

Week 1	Monday	Tuesday	Wednesday	Thursday	Friday
<p>Morning</p> <p>Click on the coloured link to go to the website!</p>	<p>Public Holiday</p>	<p>Task: Morning Workout with Joe! 5 Minute Move Don't forget to make your bed!</p> <p>English Task 1: Spelling Visit our Class Team in MS Teams to check your weekly spelling words. Write your weekly spelling list (look, cover, write, check) Spend ten minutes on Spelling City completing an activity or game. Vocabulary Spelling City</p> <p>Task 2: Reading Listen to a story on EPIC. Discuss the beginning, middle and end of the story with a family member. EPIC Complete the worksheet 'Story Mapping Boxes'.</p> 	<p>Task: Morning Workout with Joe! 5 Minute Move Don't forget to brush your teeth!</p> <p>English Task 1: Spelling Sort your words into the table depending on how many letters they have and then fill in the graph. Spend ten minutes on Spelling City completing an activity or game. Vocabulary Spelling City</p> <p>Task 2: Reading Complete the 'My Scrapbook' reading comprehension activity in your workbook or on MS Teams.</p> 	<p>Task: Morning Workout with Joe! 5 Minute Move Don't forget to eat a healthy breakfast!</p> <p>English Task 1: Spelling Play 'Tic Tac Toe'. For each game you and your partner choose a different spelling word. Take turns adding a word and trying to get three in a row. Spend ten minutes on Spelling City completing an activity or game. Vocabulary Spelling City</p> <p>Task 2: Reading Listen to a story being read on Storyline Online - Home</p>  <p>OR</p> <p>Read a book of your choice to your parent or sibling. Complete 2 lessons on Reading Eggs.</p>	<p>Task: Do something to help another member of your family.</p> <p>English Task 1: Spelling Have an adult or older family member test you on your weekly spelling list. Spend ten minutes on Spelling City completing an activity or game. Vocabulary Spelling City</p> <p>Task 2: Reading Complete the 'Butterflies' reading comprehension activity in your workbook or on MS Teams.</p> 



GLENDORE PUBLIC SCHOOL



CALLAGHAN
EDUCATION
PATHWAYS




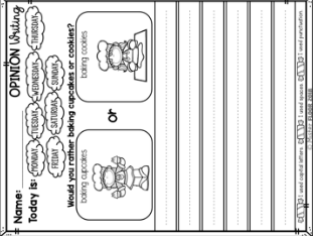

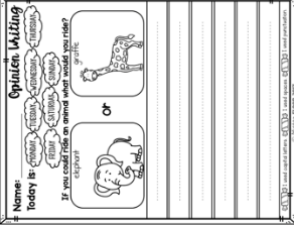

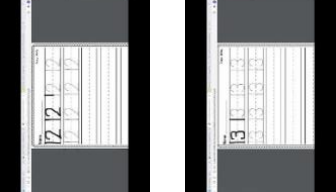

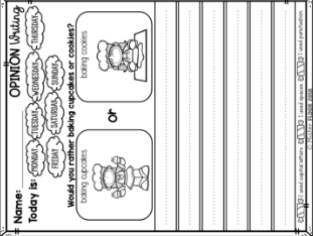
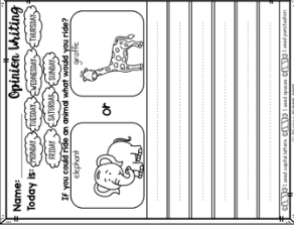

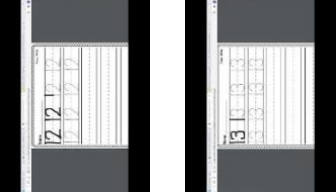
Where Everyone can Succeed

RESPECT

CARING

LEARNING

SUCCESS

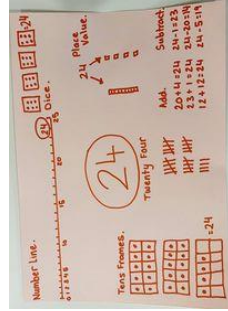
		<p>Complete 2 lessons on Reading Eggs. Reading Eggs</p> <p></p> <p>Task 3: Writing Use the writing template to write a recount of your holidays. Try and include at least three different activities or events that happened.</p> <p></p> <p>If you have any holiday pictures, you may like to share 1 or 2 with your class in the 'Sharing Channel' on MS Teams.</p>	<p>Task 3: Writing Watch the Persuasive Writing Video and complete the worksheet.</p> <p></p> <p>Complete the cupcakes or cookies worksheet. Give 3 reasons to support your decision.</p> <p></p>	<p>Reading Eggs</p> <p></p> <p>Task 3: Writing Complete the elephant or giraffe worksheet. Give 3 reasons to support your decision.</p> <p></p> <p>Task 4: Grammar Watch the Comma's Video.</p> <p></p> <p>Complete the 'Comma' worksheet.</p>	<p>Task 3: Writing Choose either a Police Officer, Fireman, Nurse or Doctor and create a poster to convince others of why that person is important in our community. Tell us all the great things they do for everyone.</p> <p>Task 4: Handwriting Complete the handwriting task in your workbook on the numbers 11, 12, 13. Click on the pictures below to view the number formation.</p> <p></p> <p>Complete a typing lesson. Typing Tutorials</p>	Break	Fruit Break: Play a game of handball or hopscotch.	<p>Mathematics: Task 1: Number Warm-up Sing along to Can Show Numbers in So Many Ways I</p>	<p>Mathematics: Task 1: Number Warm-up Read through the Number Warm-Up PDF with a family</p>	<p>Mathematics: Task 1: Number Warm-up Sing along to Place Value Song for Kids Ones, Tens, &</p>	<p>Mathematics: Task 1: Number Warm-up Read through the Number Warm-Up PDF with an adult</p>
			<p>Task 3: Writing Watch the Persuasive Writing Video and complete the worksheet.</p> <p></p> <p>Complete the cupcakes or cookies worksheet. Give 3 reasons to support your decision.</p> <p></p>	<p>Task 3: Writing Complete the elephant or giraffe worksheet. Give 3 reasons to support your decision.</p> <p></p> <p>Task 4: Grammar Watch the Comma's Video.</p> <p></p> <p>Complete the 'Comma' worksheet.</p>	<p>Task 3: Writing Choose either a Police Officer, Fireman, Nurse or Doctor and create a poster to convince others of why that person is important in our community. Tell us all the great things they do for everyone.</p> <p>Task 4: Handwriting Complete the handwriting task in your workbook on the numbers 11, 12, 13. Click on the pictures below to view the number formation.</p> <p></p> <p>Complete a typing lesson. Typing Tutorials</p>	Middle	Fruit Break: 1 minute ball bounces. Can you beat your score?	<p>Mathematics: Task 1: Number Warm-up Sing along to Can Show Numbers in So Many Ways I</p>	<p>Mathematics: Task 1: Number Warm-up Read through the Number Warm-Up PDF with a family</p>	<p>Mathematics: Task 1: Number Warm-up Sing along to Place Value Song for Kids Ones, Tens, &</p>	<p>Mathematics: Task 1: Number Warm-up Read through the Number Warm-Up PDF with an adult</p>
Click on the											



coloured link to go to the website!

[Math Song for Kids | How to Represent Numbers | Jack Hartmann - YouTube](#)

Choose a two-digit number and show how you can represent the number. (Number lines, place value, written word, tally marks, tens frames, additions, subtractions, counters, pictures).



Task 2: Partitioning


Watch:

[Partitioning Numbers into Tens and Ones - YouTube](#)

Complete the worksheet 'Base ten blocks and partitioning'.

Task 3: Mathseeds
[Mathseeds](#)

Complete Lesson 51: Addition with groups



member. Go through the Wednesday's slides. (Your teacher will also go through this with you during your VC). This is attached on your class Teams.



Wednesday



Task 2: Place Value


Watch: [What is Place Value? \(Part 1\) - YouTube](#)



Complete the worksheet, 'How many Hundreds, Tens and Ones?'.


Task 3: Mathseeds
[Mathseeds](#)

Complete Lesson 65: Addition to 20.



[Hundreds | 1st - 3rd Grade - YouTube](#)

Choose a two-digit number and show what it can look like? (Challenge- Choose a three-digit number).



Task 2: Place Value Extension

Watch: [What is Place Value? \(Part 2\) - YouTube](#)




Task 3: Rounding Numbers
Watch: [Rounding 2 Digit Numbers to the Nearest 10](#)

Complete the worksheets 'Ordering Two-Digit Numbers' and 'Round Two-Digit Numbers to the Nearest 10'. Use the number lines to help you.

Task 4: Mathseeds
[Mathseeds](#)

Complete Lesson 53: Subtraction.



or family member. Go through the Friday's slides. (Your teacher will also go through this with you during your VC).




Task 2: Number Before and After

Watch: [One More One Less 1 - 100 - Counting Maths Game for Kids - YouTube](#)

Complete the worksheet 'What Number Comes Before and After'. The first one has been done for you. You can colour the pictures when you finish.

Task 3: Mathseeds
[Mathseeds](#)

Complete Lesson 58: Subtraction using a number line.





GLENDORE PUBLIC SCHOOL



CALLAGHAN
EDUCATION
PATHWAYS



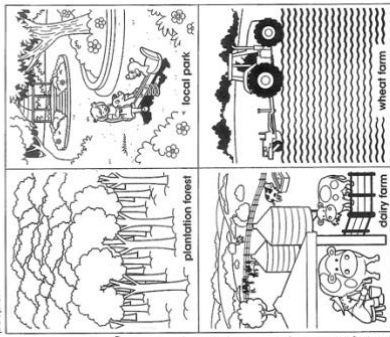
Where Everyone can Succeed

SUCCESS

CARING

RESPECT

LEARNING

<p>Break</p>		<p>Lunch: Try something different for lunch today!</p>	<p>Lunch: Have a picnic!</p>	<p>Lunch: Try a new sandwich filling!</p>	<p>Lunch: Help to make your own Pizza!</p>
<p>Afternoon</p> <p>Click on the coloured link to go to the website!</p>	<p>Science Earth's Resources Inquiry Question: What are Earth's resources? Task 1 <i>Watch video Earth's Treasures</i> Inquisitive - Enjoy teaching Science, History and Geography Discuss the following questions: <ul style="list-style-type: none"> • How do you feel about Planet Earth? • What words would you use to describe Earth? Task 2 Go on a treasure hunt around your home and backyard to find and study some of the Earth's natural resources. Complete the worksheet.</p> 	<p>Visual Arts Draw your own parrot. Watch the following video and follow the steps. How to Draw a Parrot.</p>  <p>Remember to add lots of different colours to your finished drawing. Take a photo of your parrot and upload it to your class Sharing Space on MS Teams. We can't wait to see all the colourful birds!</p> <p>PD/H/PE Keep fit and move to: Task 1 SISA Gymnastics Lesson - Balance SISA Gymnastics Lesson - Balance</p> <p>Task 2 This week you will be learning all about the importance of sleep and rest for your body and mind.</p>	<p>Geography Task 1 Revise what natural and built environments are and think of examples for both. What do you think a 'managed' environment could be? Read the information about Managed Environments in your workbook and look at the examples.</p> <p>Managed features - 1 Managed features are those that are looked after by people. They may be things such as parks, farms and planted forests. They have lots of natural features, but can also have constructed features. Managed environments are ones that have been changed by people.</p>  <p>Task 2 Complete page two in the workbook.</p>	<p>PD/H/PE Keep fit and move to: Zumba Kids (easy dance) I like to Move It! Gangnam Style Electronic Song - Minions</p> <p>Indigenous Game Watch: Yulunga Traditional Indigenous Games – Gorri</p> <p>This game can be played with 3 to 4 players using balls of various sizes. Gorri contest: Conduct a contest for a set time or number of turns. Each player or team has a set number of balls. The player or team that hits the target the greatest number of times is the winner.</p> <p>Background Information Bowling-ball or disc games were played by Aboriginal boys and men in all parts of Australia. A piece of rounded bark (disc) was rolled by one of the players for the other boys to use as a target for their short spears.</p>	

Task 3


Complete the Earth's Resources colouring in page.

Task 4

Complete a coding activity on Scratch Jr App.



Watch: [Why do we sleep?](#)



Complete the follow activity sheet over the next 5 days.

7/1/20 **10min Learning** **10min Focus**
Night time routines for a great night's sleep

After watching the YouTube video on the importance of good routines, with 1 different sleep routine, the following sheet below going to help. Use right of the week plan to help to establish a new bedtime routine.

	Wed	Thurs	Fri	Sat	Sun
HOW A DAY					
HOW A WEEK					
HOW TO SLEEP					

★ ★ ★ ★ ★

Managed features - 2

1. Tick the managed features you know about or have visited.

(a) local park (b) wheat farm (c) planted forest (d) dairy farm

2. Write the name of the closest managed environment near you.

3. Why do you think these features need to be managed?

4. Draw lines to match the person to the place he or she helps to manage.

(a) sheep farm (b) national park (c) local park (d) dairy farm

(e) forest ranger (f) dairy farmer (g) sheep farmer (h) local council

5. Write the name of people who help to look after local parks.

6. Do we need forests to grow wood for houses and furniture? Why or why not?

Discuss with your teacher in today's VC:

- Can you think of any other Managed Environments?
- Why do these environments need to be managed?

What type of things do people do to effectively manage these environments?

A version of this activity is still played in the Kimberley area and Northern Territory (and perhaps elsewhere) using flattened tin lids as targets and stones or other missiles.

PD/Health

Task 1: Sun Safety

Watch: [George The Sun Safe Superstar - Book Animation](#)

Refer to your workbook to complete the Sun Safety cloze activity and wordsearch.

Tuesday



Name: _____

Term Four - Year One Spelling Homework



Unit 30 - Sound Focus: Revision

(Learn your highlighted words)

Look/cover/write/check	Monday	Tuesday	Wednesday	Thursday
Sight Words				
<i>yes</i>				
<i>no</i>				
Red Words				
<i>spot</i>				
<i>bee</i>				
<i>moon</i>				
<i>goat</i>				
<i>sort</i>				
Orange Words				
<i>brown</i>				
<i>prowl</i>				
<i>flower</i>				
<i>doctor</i>				
<i>raincoat</i>				
Contraction				
<i>weren't</i>				
Homophones				
<i>band</i>				
<i>banned</i>				
Green Words				
<i>Victoria</i>				
<i>countdown</i>				
<i>surfboard</i>				
<i>author</i>				
<i>sightsee</i>				

Name: _____



Term Four - Year One Spelling Homework

Unit 30 Spelling


Look/cover/write/check	Monday	Tuesday	Wednesday	Thursday
Purple Words				
<i>if</i>	<i>if</i>		<i>if</i>	
<i>off</i>	<i>off</i>		<i>off</i>	
<i>fin</i>	<i>fin</i>		<i>fin</i>	
<i>fun</i>	<i>fun</i>		<i>fun</i>	
<i>fog</i>	<i>fog</i>		<i>fog</i>	
<i>puff</i>	<i>puff</i>		<i>puff</i>	

Story Mapping Boxes

<p>Beginning</p> <p>What happens at the beginning?</p> <p>Who are the main characters?</p> <p>Where is it set?</p> <p>How are the characters feeling?</p>	
<p>Build up</p> <p>What happens next?</p> <p>How does the story hint at a problem?</p> <p>How are the characters feeling?</p>	
<p>Problem</p> <p>What is the problem within the story?</p> <p>How are the characters feeling?</p>	
<p>Resolution</p> <p>How is this problem resolved/ sorted out?</p> <p>How are the characters feeling?</p>	
<p>Ending</p> <p>How does the story end?</p> <p>Does it end happily? Is there a twist to the plot?</p> <p>How are the characters feeling?</p>	

Name: _____

holiday Snapshots

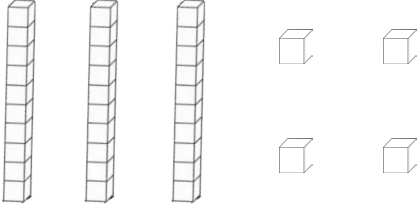
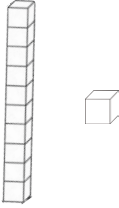
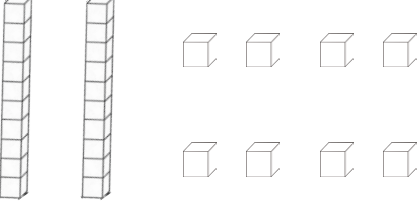
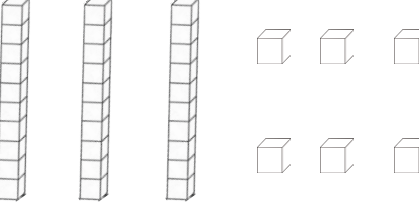
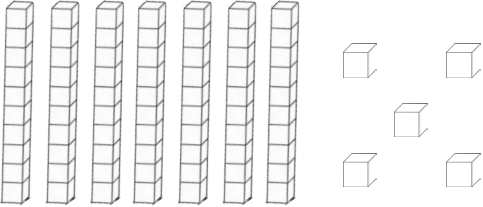
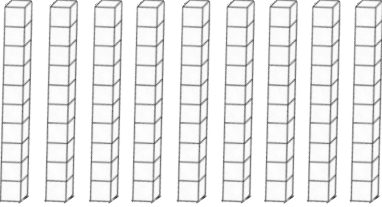


Mathematics

Number Warmup Workout Space.



Base Ten Blocks and Addition Sentences

<p>Look at the blocks.</p> 	<p>Write the number on the expander.</p> <table border="1" data-bbox="660 439 1102 562"> <tr> <td>3</td> <td>tens</td> <td>4</td> <td>ones</td> </tr> </table>	3	tens	4	ones	<p>Write the numbers to show the total value of the blocks.</p> <table border="1" data-bbox="1142 439 1517 562"> <tr> <td>30</td> <td>+</td> <td>4</td> </tr> </table>	30	+	4
3	tens	4	ones						
30	+	4							
	<table border="1" data-bbox="660 663 1102 786"> <tr> <td></td> <td></td> <td></td> <td></td> </tr> </table>					<table border="1" data-bbox="1142 663 1517 786"> <tr> <td></td> <td>+</td> <td></td> </tr> </table>		+	
	+								
	<table border="1" data-bbox="660 954 1102 1077"> <tr> <td></td> <td></td> <td></td> <td></td> </tr> </table>					<table border="1" data-bbox="1142 954 1517 1077"> <tr> <td></td> <td>+</td> <td></td> </tr> </table>		+	
	+								
	<table border="1" data-bbox="660 1245 1102 1368"> <tr> <td></td> <td></td> <td></td> <td></td> </tr> </table>					<table border="1" data-bbox="1142 1245 1517 1368"> <tr> <td></td> <td>+</td> <td></td> </tr> </table>		+	
	+								
	<table border="1" data-bbox="660 1536 1102 1659"> <tr> <td></td> <td></td> <td></td> <td></td> </tr> </table>					<table border="1" data-bbox="1142 1536 1517 1659"> <tr> <td></td> <td>+</td> <td></td> </tr> </table>		+	
	+								
	<table border="1" data-bbox="660 1827 1102 1951"> <tr> <td></td> <td></td> <td></td> <td></td> </tr> </table>					<table border="1" data-bbox="1142 1827 1517 1951"> <tr> <td></td> <td>+</td> <td></td> </tr> </table>		+	
	+								

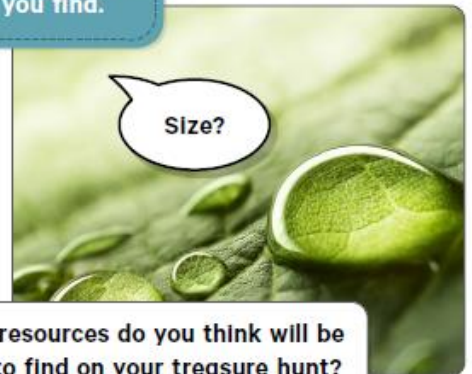
Term 4 Science – Earth's Resources

● Go on a treasure hunt around your home and backyard to find and study some of the Earth's natural resources.



Ask questions about the resources you find.

● Record your hunt. Take photographs or draw what you found.






What resources do you think will be hard to find on your treasure hunt?

Draw and label a collage of the natural resources you found around your backyard and home.


A large, empty rectangular box with a thin black border, intended for the student to draw and label a collage of natural resources found during their treasure hunt.


Earth's Resources

Earth and Space Sciences



Wednesday





Spelling Letter Sort

Sort your words into the table depending on how many letters they have and then fill in the graph.

2 or 3 letters	4 or 5 letters	6 or more letters

Colour in how many of each word

2 or 3										
4 or 5										
6 or more										

MY SCRAPBOOK

This is my Nan and Pop's house.



My Pop built me a playhouse in the backyard. My Nan likes gardening. She planted all the flowers and shrubs in the garden.

This is the park.




We went there for Mum's birthday. There were lots of trees and flowers there. We had lunch near the fountain in the water gardens.

My name is Lisa. This is my house.



We have a big garden too. Dad planted the tree at the front when they moved into the house. I have a swing in the backyard.



This is the bush not far from my house. There are lots of gum trees. My brother and I play there sometimes. We build cubbyhouses there and sometimes we make little dams in the creek.

Read the text and shade a bubble or write an answer to each question.

1

Nan and Pop's house is old fashioned.

PREDICTING

True False

2

My Pop built me a playhouse in the backyard.

A playhouse is the same as a _____.

MAKING CONNECTIONS

3

Who planted all the shrubs and flowers in the garden?

IDENTIFYING DETAIL

4

Lisa's house has a big _____.

IDENTIFYING DETAIL

5

What is in her backyard?

IDENTIFYING DETAIL

6

They went to the _____ to celebrate

Lisa's Mum's _____.

PREDICTING

7

It was likely that they had a picnic lunch at the park.

PREDICTING

True False

8

What was in the park?

IDENTIFYING DETAIL

a pond a statue a fountain a hedge

9

What is near Lisa's house?

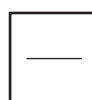
IDENTIFYING DETAIL

a farm a park other houses the bush

10

What is something Lisa and her brother like to do in the bush?

QUESTIONING




OPINION Writing

Name: _____

Today is: MONDAY TUESDAY WEDNESDAY THURSDAY
FRIDAY SATURDAY SUNDAY

Would you rather baking cupcakes or cookies?


baking cupcakes



or

baking cookies





 I used capital letters.  I used spaces.  I used punctuation.


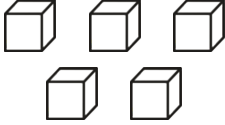
Mathematics

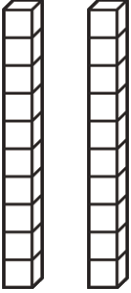

Number Warmup Workout Space.

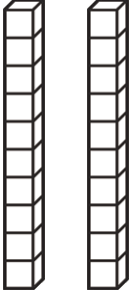
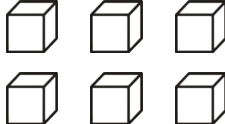



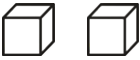
How Many Tens and Ones?

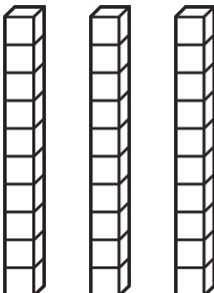
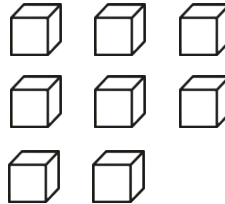
	
tens	ones

	
tens	ones

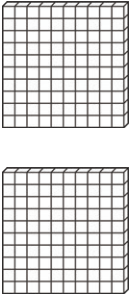
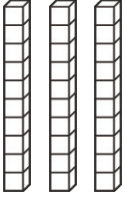
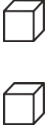
	
tens	ones

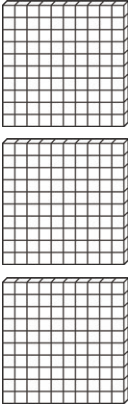
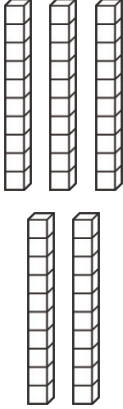
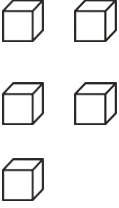
	
tens	ones

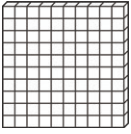
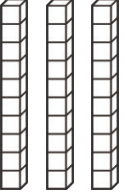
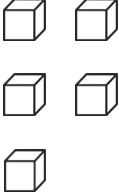
	
tens	ones

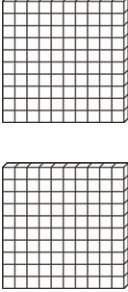

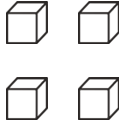
	
tens	ones

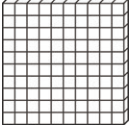
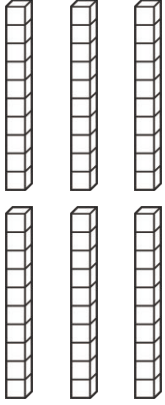
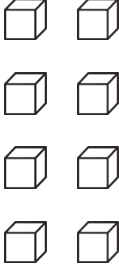
How Many Hundreds, Tens and Ones?

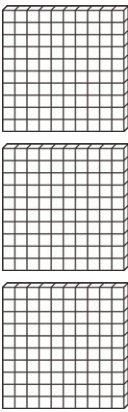
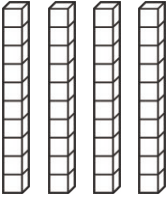

		
hundreds	tens	ones

		
hundreds	tens	ones

		
hundreds	tens	ones

		
hundreds	tens	ones

		
hundreds	tens	ones

		
hundreds	tens	ones

Wednesday Visual Arts Task

Draw a parrot.

Night time routines for a great night sleep

After watching the YouTube video on the importance of sleep routines, add 3 different things you do during the night time before going to bed. Each night of the week place a tick in each box if you followed the routine

Wed

Thurs

Fri

Sat

Sun

HAVE A
BATH

--	--	--	--	--

--	--	--	--	--

--	--	--	--	--

BRUSH
TEETH

--	--	--	--	--

--	--	--	--	--

GO TO
SLEEP

--	--	--	--	--



My sleep reflection

Select one morning of your week to complete the following sleep reflection:



I rate my sleep last night



Describe how you felt this morning after waking up. Explain why you think you may have felt this way after a night of sleep.

Describe some of the benefits of having a good night sleep on your body.

Explain some strategies you can use to improve the quality of your sleep each night.

Thursday





Tic Tac Toe

For each game you and your partner choose a different spelling word. Take turns adding a word and trying to get three in a row.

Game 1

Game 2

Game 3

Game 4


Opinion Writing

Name: _____

Today is: MONDAY TUESDAY WEDNESDAY THURSDAY
FRIDAY SATURDAY SUNDAY


If you could ride an animal what would you ride?

elephant



or

giraffe





I used capital letters.



I used spaces.



I used punctuation.

Commas

Commas in a series

Re -write these sentences with a comma where needed.

1. Dogs cats and fish make good pets

2. My favourite colours are blue green and red

3. There are swings slides and bars at the park.

4. We need to take shoes shirts and pants for the trip.

5. Joan made ham cheese and tomato sandwiches for lunch.



Mathematics

Number Warmup Workout Space.



Place Value Ordering 2-Digit Numbers

13	11	69	56	78	19	68	26	95	88
45	29	36	49	87	90	50	61	57	30

Compare and order the numbers above, from smallest to largest.

Largest

Smallest

Rounding to the Nearest 10

Can you round these two-digit numbers to the nearest 10? Use the number lines to help you.



28 to the nearest 10 = 30



1. 32 to the nearest 10 = _____



2. 46 to the nearest 10 = _____



3. 54 to the nearest 10 = _____



4. 66 to the nearest 10 = _____



5. 71 to the nearest 10 = _____



6. 88 to the nearest 10 = _____



7. 93 to the nearest 10 = _____



8. 45 to the nearest 10 = _____



9. 44 to the nearest 10 = _____







10. 76 to the nearest 10 = _____

Managed features - 1

Managed features are those that are looked after by people. They may be things such as parks, farms and planted forests. They have lots of natural features, but can also have constructed features.

Managed environments are ones that have been changed by people.



Managed features - 2

1. Tick the managed features you know about or have visited.

(a) local park (b) wheat farm

(c) planted forest (d) dairy farm



2. Write the name of the closest managed environment near you.

3. Why do you think these features need to be managed?

4. Draw lines to match the person to the place he or she helps to manage.

- | | | | |
|-------------------|---|---|---------------|
| (a) sheep farm | • | • | forest ranger |
| (b) national park | • | • | dairy farmer |
| (c) local park | • | • | sheep farmer |
| (d) dairy farm | • | • | local council |



5. Write the name of people who help to look after local parks.

?

Do we need forests to grow wood for houses and furniture? Why or why not?

Friday



Spelling Test Date: _____


Score: _____

1.	11.
2.	12.
3.	13.
4.	14.
5.	15.
6.	16.
7.	17.
8.	18.
9.	19.
10.	20.

Spelling Sentence:

Butterflies

Butterflies are insects with big wings.
They have six legs and three main body parts.



The three main parts of a butterfly are the **head**, the **thorax** and the **abdomen**.

Butterflies also have wings. They use their colourful wings to fly and to attract mates.

Butterflies have two antennae. They use them to touch, taste and smell.

All butterflies begin life as caterpillars. The caterpillars change into butterflies. This change is called **met-a-mor-phosis**.

Text sourced from: Insects, Go Facts, Blake Education

Read the text and shade a bubble or write an answer to each question.

1 A butterfly is a type of _____.

PREDICTING

2

A butterfly has:

IDENTIFYING DETAIL

- four legs eight legs two legs six legs

3

Butterflies also have _____.

PREDICTING

4

They use their wings to _____ and
to attract _____.

PREDICTING

5

What are the three body parts of a butterfly?

QUESTIONING

- thorax, wing, head
 head, thorax, abdomen
 antennae, head, wing
 thorax, abdomen, wing

6

Butterflies have two antennae.

IDENTIFYING DETAIL

- True False

7

**You may choose more than one answer.
Butterflies use their antennae to:**

PREDICTING

- fly touch smell drink

8

All butterflies begin life as caterpillars.

PREDICTING

- True False

9

Caterpillars change into butterflies.

PREDICTING

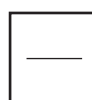
- True False

10

A caterpillar changing into a butterfly is known as

_____.

QUESTIONING



Friday Writing Task – Create a Poster

Choose either a Police Officer, Fireman, Nurse or Doctor and create a poster to convince others of why that person is important in our community. Tell us all the great things they do for everyone.

A large, empty rounded rectangular box with a black border, intended for the student to draw and write their poster. The box is centered on the page and occupies most of the lower two-thirds of the document.

HANDWRITING
NUMBERS

11 eleven

12 twelve

13 thirteen




Mathematics








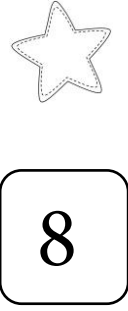
Number Warmup Workout Space.




Numbers



What number comes before and after?



Numbers



What number comes before and after?



30




38




39



50



99



105



112



119



Slip

Slip on protective clothing, such as shirts with long sleeves and collars.

Wear a lycra shirt when swimming to protect your skin from the sun.

Cover as much skin as possible.



Slop

Slop on sunscreen that is SPF30 or higher.

Apply to your skin at least 20 minutes before going outside.

Make sure it is water resistant and reapplied every 2 hours.



Slap

Slap on a hat.

Make sure it is broad-brimmed and protects your face, nose, neck and ears.

Wear sunglasses and sunscreen to increase protection of your skin.



Seek

Seek shade.

Bring your own umbrella, or rest under a tree or man-made shelter.



Slide

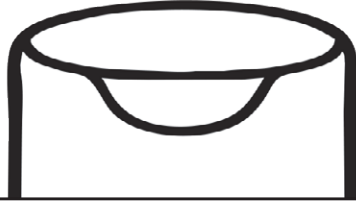
Slide on sunglasses.

Children and adults should wear high-protection sunglasses (9 or above) to reduce UV radiation exposure.

Sunglasses should be close-fitting with a wrap-around style.




Sun Safety



Seek	hat	Slide
SPF50++	Slip	important
Slap	five	Slop

1. It is _____ to stay safe in the sun.
2. Use all _____ SunSmart steps.
3. _____ on clothing that will protect you from the sun.
4. _____ on some _____ sunscreen.
5. _____ on a broad-brimmed _____.
6. _____ some shade. Play under a tree or use an umbrella.
7. _____ on some sunglasses to protect your eyes.



Sun Safety



f a v v e l f m h h a t
v s u n p o e i n m k s
p u a s f n v d u w c u
a n j h b g n d d s e n
r c r t b s v a d h g g
a r y k m l n y v a f l
s e t r f e d c v d p a
o a n h b e d e w e g s
l m n j i v p l r d b s
f u i o l e m h t r e e
c i o k n s w a t e r s
p s a f e i n g d w s f



sun
shade
hat
midday

water
suncream
parasol

safe
long sleeves
sunglasses

