

Year 2 Workbook
Term 3 Week 10



Name: _____

Class: _____



Year Two

Continuity of Learning - Learning from Home Program, Term 3 – Week 10

Week 10	Monday	Tuesday	Wednesday	Thursday	Friday
Morning Click on the coloured link to go to the website!	<p>Task: Morning Warm-up! Do 20 jumping jacks, 20 squats, 10 push-ups and 10 sit-ups.</p> <p>English Task 1: Spelling Visit our Class Team in MS Teams to check your weekly spelling words. Write your weekly spelling list (look, cover, write, check) Complete the find a word. Spend ten minutes on Spelling City completing an activity or game. Vocabulary Spelling City</p> <p>Task 2: Reading Complete 2 lessons on Reading Eggs. Reading Eggs Listen to Why the Koala Has a Stumpy Tail. The story is based on a traditional Aboriginal Dreamtime story. Complete the 'Discussion Questions' worksheet.</p>	<p>Task: Make and eat a healthy breakfast and help to tidy up afterwards!</p> <p>English Task 1: Spelling Choose 5 spelling words and write a sentence using each one. Try using more than one spelling word in each sentence. Spend ten minutes on Spelling City completing an activity or game. Vocabulary Spelling City</p> <p>Task 2: Reading Complete 2 lessons on Reading Eggs. Reading Eggs Listen to When the Moon Cried and Formed Belmont Lagoon. The story is based on a traditional Aboriginal Dreamtime story. Discuss the Dreamtime story with a family member. Complete the worksheet 'Belmont Lagoon'.</p>	<p>Task: Help to hang the washing out or water the garden.</p> <p>English Task 1: Spelling Practise writing your spelling words in alphabetical order. Spend ten minutes on Spelling City completing an activity or game. Vocabulary Spelling City</p> <p>Task 2: Reading Complete 2 lessons on Reading Eggs. Reading Eggs Listen to I Wanna Iguana by Karen Kaufman Orloff and David Catrow. Discuss with a family member if you think Alex deserves an iguana and why. Complete the worksheet 'I Wanna Iguana Response Sheet'. An opinion is an idea that a person or a group of people have about something</p>	<p>Task: Morning Warm-up! Do 20 high knees, a 1-minute plank and a 5-minute jog.</p> <p>English Task 1: Spelling Choose words from your weekly spelling list and complete the 'Spell and Shop' activity sheet. Spend ten minutes on Spelling City completing an activity or game. Vocabulary Spelling City</p> <p>Task 2: Reading Complete 2 lessons on Reading Eggs. Reading Eggs Listen to What Pet Should I Get? by Dr Seuss. Discuss what pet the brother and sister got from the pet store. Complete the worksheet, 'What Pet Should I Get?'</p> 	<p>Task: Do something nice for another member of your family.</p> <p>English Task 1: Spelling Have an adult or older family member test you on your weekly spelling list. Spend ten minutes on Spelling City completing an activity or game. Vocabulary Spelling City</p> <p>Task 2: Reading Complete 2 lessons on Reading Eggs. Reading Eggs Listen to Oliver's Milkshake by Vivian French and Alison Bartlett. Read 'How to Make a Milkshake' worksheet. Complete 'Comprehension Questions' worksheet.</p> 



Listen to a story on ...

[Storyline Online](#)

Storyline Online

Task 3: Writing

Complete the 'Why the Koala Has a stumpy tail' writing worksheet. Answer questions about the story. E.g., What is the setting? Who is the main character? What happens first, next last? What is the main message from this Dreamtime Story?



Task 3: Writing

Now that you have listened to the Aboriginal Dreamtime story about how Belmont Lagoon was formed, complete the writing worksheet titled, 'When the Moon cried and Formed Belmont Lagoon'.



Week 10 - Tuesday Comprehension Task

When the Moon cried and Formed Belmont Lagoon.



Circle the correct answer.

Where is the Dreaming story located?

- A) Newcastle River
- B) Belmont Lagoon
- C) Glendore

Why were the people happy?

- A) They were happy because the moon returned.
- B) They were happy because they had a freshwater lagoon.
- C) They were happy because they were playing with stop sticks.

What did the koala eat?

- A) An increase supply of plants, fish, and animals for food.
- B) A large place to live.
- C) A place with many trees to enjoy adventures in.

Why did the moon cry?

or someone. An opinion is based on feelings and beliefs.

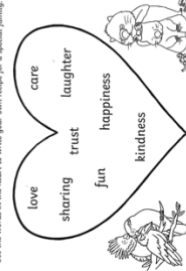


Task 3: Writing

During this lockdown we have spent so much time with our families, who are so special to all of us. Today in Writing we are going to create a recipe for our special families using adjectives. Complete the two writing worksheets, 'Recipe for a Special Family'.

Recipe for a Special Family

Use the words in the heart to write your own recipe for a special family.



First, mix in one teaspoon of

Next, stir in a bowl of

Then, add a pinch of

After that, sprinkle a cup of

Finally, add a lot of

Enjoy spending time with your special family!



Task 3: Writing

In Writing, we are going to write about our family and draw a picture of our family (your pets are part of your family too). Think about what you like doing with your family and why your family are special? Then complete the worksheet, 'All About My Family'.

Task 4: Grammar

Watch the adverb video.

[What is an Adverb?](#)



Complete the 'Match the Adverb' worksheet.

Task 3: Writing

Discuss with your parent all the things you could use to create a fancy milkshake. Complete the worksheet 'How to Make a Milkshake'. You could use lollies, fairy floss, chocolate, fruit, ice-cream, etc.

Try making a fancy milkshake of your own as a treat to reward yourself for your awesome work during online learning. Follow the recipe provided with adult supervision. Make sure you add some creative ideas and turn it into a masterpiece. Upload a photo to the Class Team.



Task 4: Handwriting

Complete the handwriting task in your workbook on the letter 'Aa'.

Complete a typing lesson.

[Typing Tutorials](#)



GLENDORE PUBLIC SCHOOL



CALLAGHAN
EDUCATION
PATHWAYS

Where Everyone can Succeed

RESPECT LEARNING SUCCESS

<p>Break</p>	<p>Fruit Break Play a game of hopscotch!</p>	<p>Fruit Break Sit outside in the sun!</p>	<p>Fruit break Play a game of handball!</p>	<p>Fruit Break Kick a ball!</p>	<p>Fruit Break Play a game of catch!</p>
<p>Middle</p> <p>Click on the coloured link to go to the website!</p>	<p>Mathematics Task 1: Number Warm Up Click on the link below and start on level 1. Choose Addition, Subtraction or Multiplication and an activity. You can work your way up the levels each day. Daily 10- Mental Maths Challenge</p> <p>Task 2: Number Patterns Follow the links below to watch and sing along to the Number Patterns Song and to watch a short clip about number patterns. Patterns Song - Colin Dodds Year 2: Number Patterns</p> <p>Find some patterns in your house, e.g., brickwork, tiles, quilts etc. Take photos and share on the Sharing Space or in the Class Notebook.</p> <p>Refer to your workbook to complete the <u>Identifying Number Pattern Rules</u> activity.</p> <p>Task 3: Mathseeds Complete your daily activity on Mathseeds. Mathseeds</p>	<p>Mathematics Task 1: Number Warm Up Sing, move and count along with these skip counting songs. Work Out & Count</p> <p>AND/OR</p> <p>Click on the link and learn how to play a fun Maths game. Combinations to 20</p> <p>Task 2: Number Patterns Follow the link below to watch the clip about Number Patterns Number Patterns for Year 2</p> <p>Refer to your workbook to complete the <u>Number Patterns</u> worksheet and the <u>Patterns</u> drawing and colouring activity.</p> <p>Task 3: Mathseeds Complete your daily activity on Mathseeds. Mathseeds</p>	<p>Mathematics Task 1: Number Warm Up Sing and count along with these skip counting songs. The Counting by Threes Song The Counting by Fours Song</p> <p>AND/OR</p> <p>Click on the link and learn how to play a fun card game. Friends of 10: Memory</p> <p>Task 2: Chance Follow the links below to watch the clip about The Language of Chance. Year 2 Lesson: Language of Chance</p> <p>Refer to your workbook to complete the <u>Chance and Data Dice Roll</u> activity.</p> <p>Task 3: Mathseeds Complete your daily activity on Mathseeds. Mathseeds</p>	<p>Mathematics Task 1: Number Warm Up Sing and count along with these skip counting songs. Skip Counting Songs 2-15</p> <p>AND/OR</p> <p>Click on the link and learn how to play a fun Maths game. Roll and Flip (with Uno)</p> <p>Task 2: Chance Follow the link below to watch the clip about chance. Chance- Stage 1 Mathematics</p> <p>Refer to your workbook to complete the <u>Chance Experiments</u> activity.</p> <p>Task 3: Mathseeds Complete your daily activity on Mathseeds. Mathseeds</p>	<p>Mathematics Task 1: Number Warm Up Click on the link below and start on level 1. Choose Addition, Subtraction or Multiplication and an activity. You can work your way up the levels each day. Daily 10- Mental Maths Challenge</p> <p>Task 2: Pasta Challenge! For this activity you will need some uncooked pasta. Refer to your workbook to complete some of the <u>Maths with a Cup of Pasta</u> activities. Be creative and show off your mathematical genius. Take photos of your mathematical creations and share on the Sharing Space and Class Notebook.</p> <p>Task 3: Mathseeds Complete your daily activity on Mathseeds. Mathseeds</p>



GLENDORE PUBLIC SCHOOL



CALLAGHAN
EDUCATION
PATHWAYS



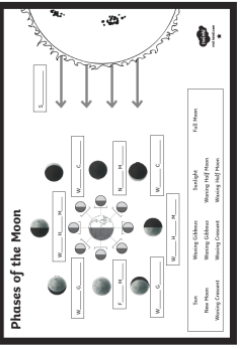





Where Everyone can Succeed

SUCCESS

CARING

RESPECT

LEARNING

<p>Break</p>	<p>Lunch: Eat outside in the sunshine!</p>	<p>Lunch: Help to make your own sandwich!</p>	<p>Lunch: Have a picnic!</p>	<p>Lunch: Try a new sandwich filling!</p>
<p>Afternoon</p> <p>Click on the coloured link to go to the website!</p>	<p>Visual Arts and Dance/Music</p> <p>Task 1: Dance/Music Watch the video and learn about Aboriginal dance and song. Learn About Aboriginal Song & Dance With Ozzie Educational Video For Kids – Indigenous Culture Now try to perform some Aboriginal dance movements e.g., the emu, the kangaroo, the echidna, the eagle.</p>  <p>Task 2: Visual Arts Look at the photos on the Koala sculpture trail below. These sculptures are found throughout the Port Macquarie area. Koala Sculpture Trail</p> 	<p>Science</p> <p>Task 1: Moon Phases Complete the Moon Phases worksheet.</p>  <p>Task2: Science Form Complete the Term 3 Science Overview. Teachers will post the link on the 'general' section of your class MS Teams.</p> <p>Task 3: Coding Complete a coding activity on Scratch Jr App. Scratch Jr</p> 	<p>PD/H/PE</p> <p>Keep fit and move to: SISA Fundamental Movement Skills Lesson - Static Balance</p>  <p>SISA Yoga Lesson</p>  <p>PD/Health Task: Emotions Board Game Instructions: Roll the die and move your game piece that number of squares. Read the emotion written in the square and say a time when you have felt this emotion, e.g. I feel happy when I am riding my bike. The game</p>	<p>Geography Discuss with an adult what a built environment is and how it is different to a natural environment.</p> <p>Task 1: For each of the natural environments listed on the worksheet, list some features that may be found in each.</p> <p>Task 2: Complete the cut and paste activity to decide if the environments are natural or built. Think about why each of the environments are natural or built.</p> <p>OR</p> <p>Click on the link and complete the 'Natural or Built quiz.' Think about reasons why each of the environments are natural or built.</p> <p>Inquisitive - Enjoy teaching Science, History and Geography</p> 
<p>PD/H/PE</p> <p>Keep fit and move to:</p> <p>Task 1: Yoga Minecraft A Cosmic Kids Yoga Adventure!</p> <p>Task 2: Kungirruna The name of the game is taken from the language of the Dieyerie people of South Australia, which is where this activity was observed. Kungirruna means 'playful' or 'merry'. This is a running-and-stepping activity in which players step on (or over) markers.</p>  <p>Use markers of any size that will not cause a player to slip.</p> <p>Four or more markers are placed in a line on the ground about a half a metre apart. This distance can be varied according to the age, height, and ability of the players.</p>				



GLENDORE PUBLIC SCHOOL

Where Everyone can Succeed

RESPECT

CARING

LEARNING

SUCCESS

CALLAGHAN
EDUCATION
PATHWAYS

Task 3: Visual Arts

Use the koala picture to design your own sculptured koala. Use your imagination to make it bright and colourful and draw any objects, designs, patterns or symbols over the koala e.g., tea pots, flowers, hats, etc.

can be for 2-4 players. The first player to get to the end wins!



Players run and step on or over each of the markers. The markers may be moved further apart for more challenge.

PD/Health

Task 1: Sun Safety

Follow the link below view and sing along to the song, 'You've Gotta Be Sunsmart'.
[You've Gotta Be SunSmart – Jay Laga'aia](#)

Task 2: Refer to your workbook to complete the [Pack for Sun Safety](#) activity.

Monday



Name: _____

Term Three- Year Two Spelling Homework



Unit 30 - Sound Focus: Revision (Learn your highlighted words)

Look/cover/write/check	Monday	Tuesday	Wednesday	Thursday
Sight Words				
<i>last</i>				
<i>live</i>				
Red Words				
<i>witch</i>				
<i>ditch</i>				
<i>hitch</i>				
<i>today</i>				
<i>holiday</i>				
Orange Words				
<i>annoy</i>				
<i>loyal</i>				
<i>apply</i>				
<i>butterfly</i>				
<i>right</i>				
Contraction				
<i>weren't</i>				
Homophones				
<i>allowed</i>				
<i>aloud</i>				
Green Words				
<i>fudge</i>				
<i>trudge</i>				
<i>stair</i>				
<i>telephone</i>				
<i>elephant</i>				

Term 3 Revision

l	b	p	z	x	a	y	t	o	d	a	y	k	g	j
g	x	g	y	d	t	r	u	d	g	e	h	p	j	i
w	m	p	s	l	i	x	h	f	u	d	g	e	p	d
i	h	l	n	o	j	a	v	l	t	a	f	r	o	r
t	f	n	i	y	t	i	i	a	t	p	h	r	v	y
c	f	g	b	a	n	e	q	s	p	p	h	h	a	e
h	h	s	u	l	e	m	l	t	u	l	h	y	e	h
a	l	i	t	a	h	l	s	e	x	y	a	p	c	y
l	r	p	t	a	n	m	e	o	p	d	p	t	m	t
l	i	t	e	c	i	n	u	p	i	h	i	s	h	s
o	i	r	r	z	h	r	o	l	h	d	o	g	v	e
w	z	g	f	m	s	v	o	y	g	a	i	n	v	p
e	q	p	l	t	i	h	n	j	z	r	n	i	e	j
d	k	p	y	w	e	r	e	n	t	b	l	t	f	r
n	h	g	g	i	y	a	l	o	u	d	e	m	m	g

butterfly
 holiday
 trudge
 stair
 apply
 loyal
 live

telephone
 allowed
 ditch
 fudge
 hitch
 annoy
 last

weren't
 elephant
 witch
 right
 aloud
 today

Why the Koala Has a Stumpy Tail

The following story is based on a traditional Aboriginal Dreaming story of how the koala came to have a short, stumpy tail.




Long, long ago in the Dreaming, there lived Koala and Tree Kangaroo. They were the very best of friends. Back then, Koala had a very long, furry tail just like his friend, Tree Kangaroo.

One year, there was no rain. All of the streams, rivers and lakes were dried up and no water was found anywhere. Even the leaves in the trees were dying. Koala said, "What are we going to do? We are going to die if we don't get some water to drink." Just then, Tree Kangaroo

had a plan. He remembered back to the last dry season when his mother dug a hole in a dry stream bed. "She dug for hours until water began to fill the bottom of the dry hole," said Tree Kangaroo. "Let's try that!" said Koala.

So, Tree Kangaroo and Koala walked until they came to a dry stream bed. It was as dry as the desert. Koala said, "I am so thirsty and tired. Before I can start digging, I need to have a rest." So Koala climbed up the closest tree, and left Tree Kangaroo to start digging for the water.


After lots of digging, Tree Kangaroo called out to Koala, "Hey Koala, come and help me dig!" Koala began to climb down from the tree until he let out a big, "Ouch!"



Koala had got a thorn in his foot. He couldn't possibly dig with a sore foot, so Tree Kangaroo kept on digging and let Koala rest.

Tree Kangaroo was getting really tired after all of his digging. "Koala!" he yelled. "I am so tired and I need a break. It is your turn to come and dig." Koala began to climb down the tree until he called out, "I am so dizzy. I need to rest longer." Tree Kangaroo was starting to get very angry, but he kept on digging.

At last, some water began to appear in the dry hole. "Hooray, I can see water," yelled Tree Kangaroo. Koala heard this and he quickly jumped from the tree. He pushed Tree Kangaroo out of the way, stuck his head down the hole and began drinking all of the water. Tree Kangaroo was furious! "Save some for me," he said, but Koala just kept on drinking.



Tree Kangaroo grabbed Koala's tail to pull him out of the hole. He pulled and pulled until Koala's tail broke off, and this is why the koala has a short and stumpy tail.



Why Koala has a Stumpy Tail

Discussion Questions



1. List two interesting things you learnt from this Aboriginal Dreamtime story.

2. Draw a picture of your favourite part of 'Why the Koala has a Stumpy Tail'. Write at least two sentences explaining what you have drawn.

Why the Koala Has a Stumpy Tail

What is the setting?

Who is the main character?

What other characters are there?

What happens first?

What happens next?

What happens last?

What is the main message of this Dreamtime story?



Identifying Number Pattern Rules

Work out what the number pattern rule is for each of these patterns. The pattern might be increasing (addition +) or decreasing (subtraction -).

Use the rule to help you complete the number patterns.

14	18	22	___	___	___
----	----	----	-----	-----	-----

Rule: _____

28	26	24	___	___	___
----	----	----	-----	-----	-----

Rule: _____

65	___	75	80	___	___
----	-----	----	----	-----	-----

Rule: _____

150	145	___	135	___	___
-----	-----	-----	-----	-----	-----

Rule: _____

36	30	24	___	___	___
----	----	----	-----	-----	-----

Rule: _____

90	___	96	99	___	___
----	-----	----	----	-----	-----

Rule: _____

201	211	221	___	___	___
-----	-----	-----	-----	-----	-----

Rule: _____

77	66	55	___	___	___
----	----	----	-----	-----	-----

Rule: _____



Can you create your own tricky addition and subtraction number patterns?


Don't forget to write down the rule!

My addition number pattern rule: _____

My number pattern is:

My subtraction number pattern rule: _____

My number pattern is:



Monday Art Task

Use the Koala picture to design your own sculptured koala.

Use your imagination to make it bright and colourful and draw any objects, designs, patterns or symbols over the koala.



Tuesday





Spelling Word Sentences

Choose 5 spelling words and write a sentence using each one.

WORD:

WORD:


WORD:

WORD:

WORD:

When the Moon Cried and formed Belmont Lagoon.

Draw Belmont Lagoon.



Week 10 - Tuesday Comprehension Task

When the Moon cried and Formed Belmont Lagoon.



Circle the correct answer.

Where is the Dreaming story located?

- A) Newcastle River
- B) Belmont Lagoon
- C) Glendale

Why were the people happy?

- A) They were happy because the moon returned.
- B) They were happy because they had a freshwater lagoon.
- C) They were happy because they were playing with clap sticks.

What did freshwater lead to?

- A) An increase supply of plants, fish, and animals for food.
- B) A large place to swim in.
- C) A place with many caves to enjoy adventures in.

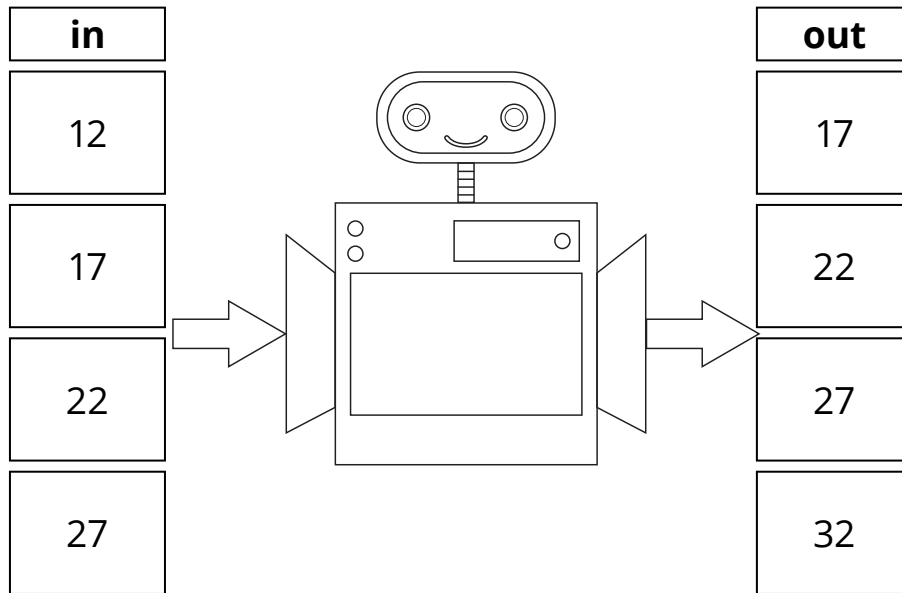
Why did the moon cry?

Name _____

Date _____

Number Patterns

- ① Can you work out what the robot is doing in his tummy to change the numbers that go inside? Write the rule on his tummy.



- ② Work out the pattern, and then fill in the missing numbers in these number patterns.

a)

20	22	24			30			36	
----	----	----	--	--	----	--	--	----	--

b)

68	66			60	58			52	
----	----	--	--	----	----	--	--	----	--

c)


45		35	30		20	15			0
----	--	----	----	--	----	----	--	--	---

d)

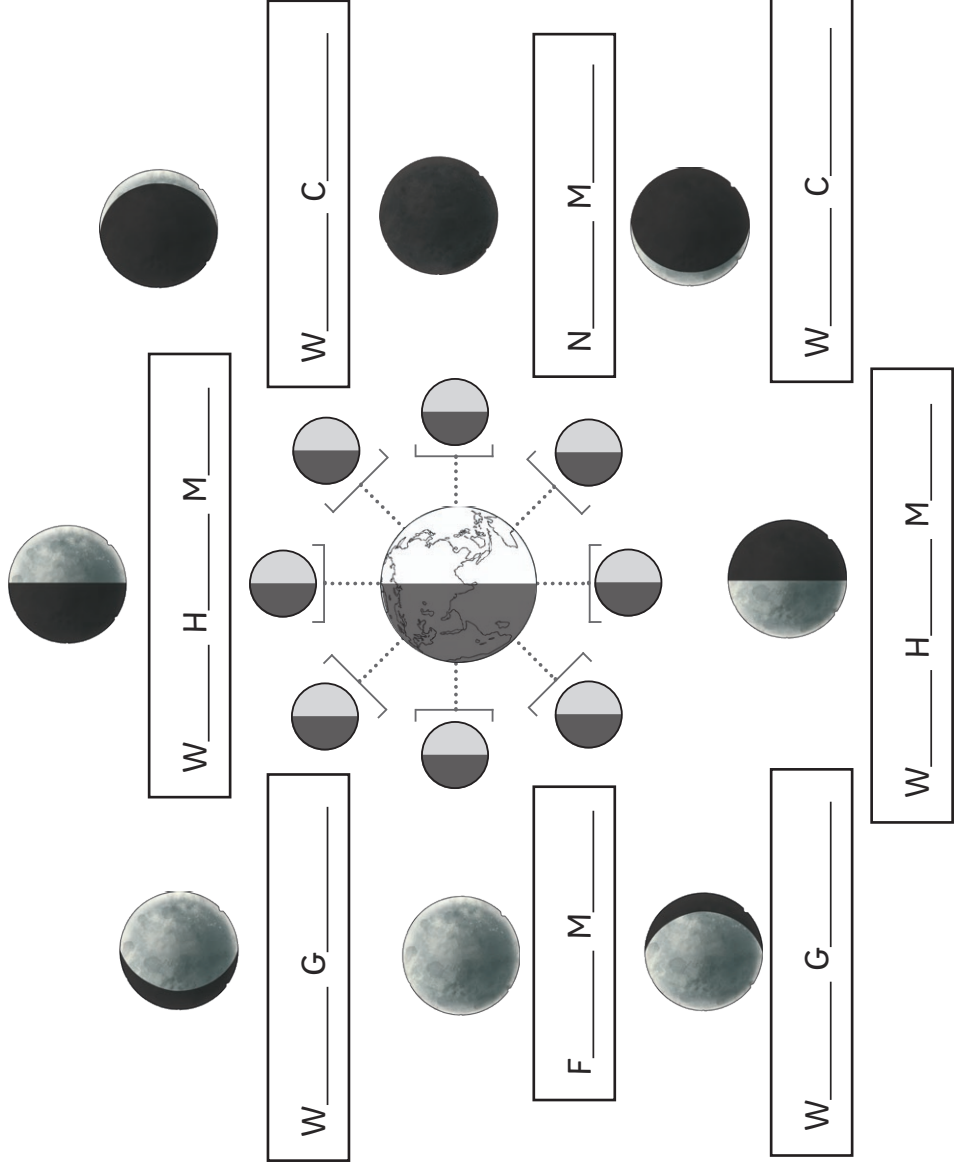
90			60	50			20		0
----	--	--	----	----	--	--	----	--	---

Patterns

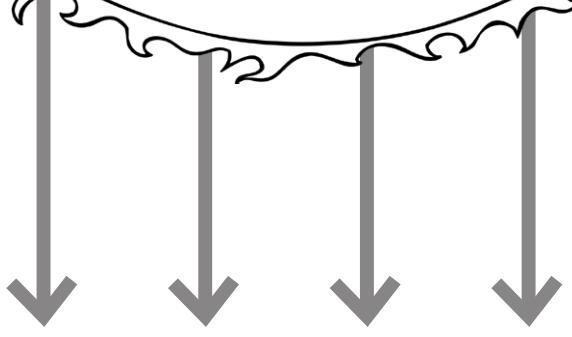
Continue the pattern and then colour it in.



Phases of the Moon



S _____



Sun	Waxing Gibbous	Sunlight	Full Moon
New Moon	Waning Gibbous	Waning Half Moon	
Waning Crescent	Waxing Crescent	Waxing Half Moon	

Wednesday




Name: _____

Date: _____

Alphabetical Order

Use the alphabet to help you put the weekly spelling words in alphabetical order.



A B C D E F G H I J K L M N O P Q R S T U V W X Y Z

1.
2.
3.
4.
5.
6.
7.
8.
9.
10.

Name: _____ Date: _____



I Wanna Iguana Response Sheet

Do you think Alex deserves an iguana? State your opinion and list 3 reasons why or why not. Use examples from the text

Opinion:

Reason 1:

Reason 2:

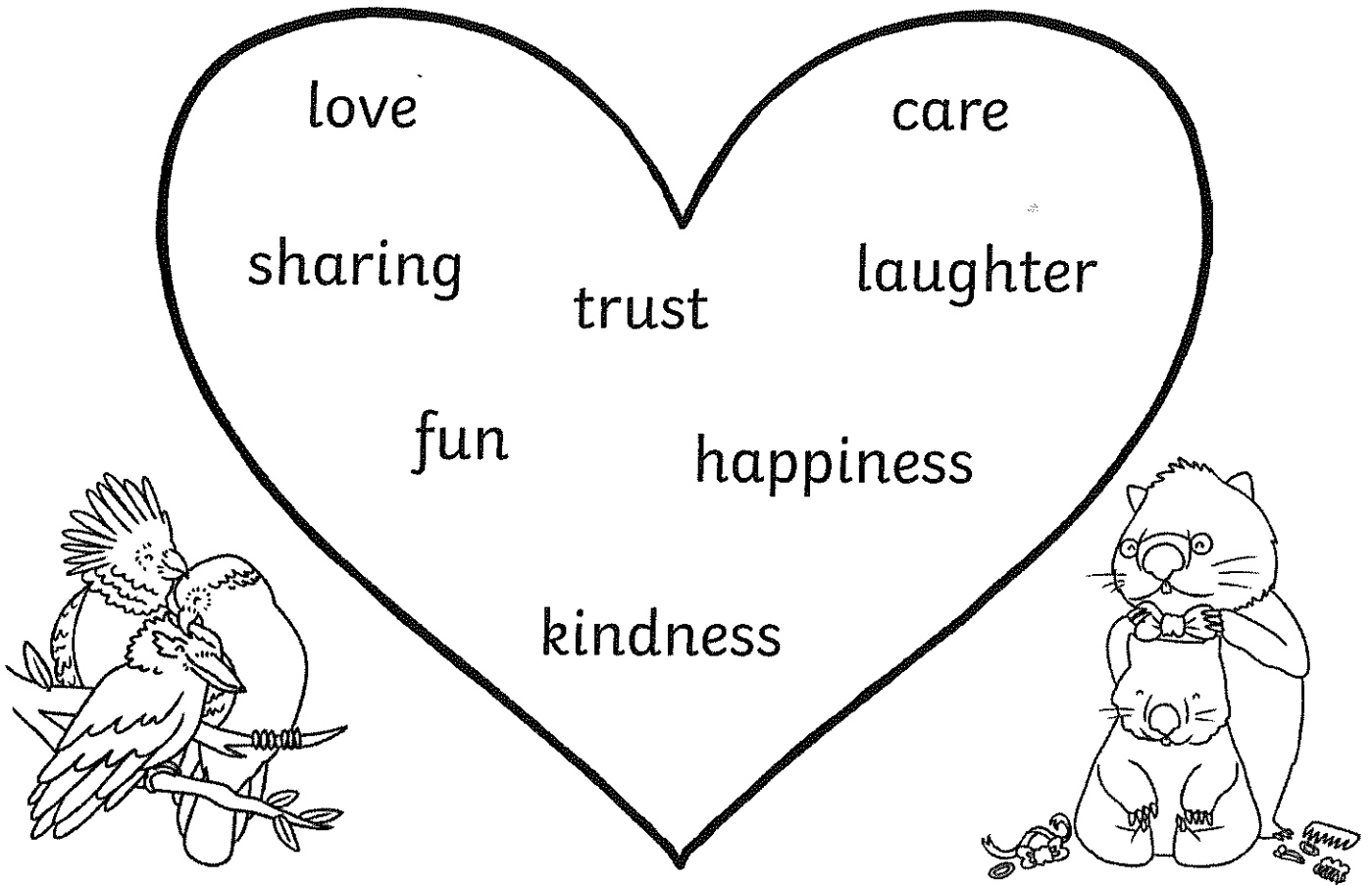
Reason 3:

Restate Opinion:



Recipe for a Special Family

Use the words in the heart to write your own recipe for a special family.



First, mix in one teaspoon of _____.

Next, stir in a bowl of _____.

Then, add a pinch of _____.




After that, sprinkle 2 cups of _____.

Finally, add a lot of _____.

Enjoy spending time with your special family!

Recipe for a Special Family

Write down the things that make your family special in the heart below.



Then, use these words to create your own recipe for a special family.

Chance and Data Dice Roll

Answer the chance questions. Then roll a dice 20 times and record your findings.

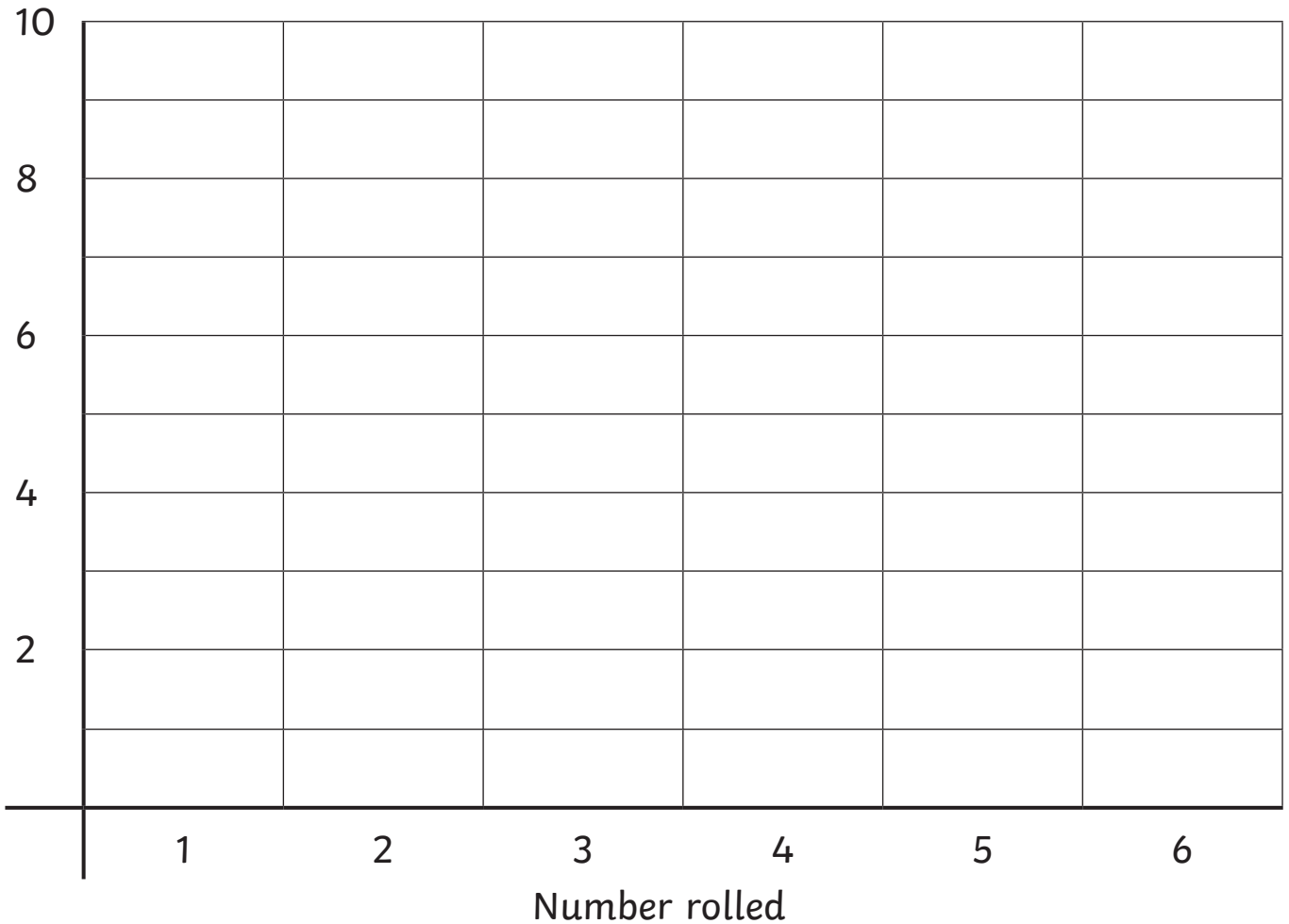
1. What is the chance you will roll a six 20 times in a row?
likely unlikely certain impossible
2. What is the chance you **don't** roll a three?
likely unlikely certain impossible
3. Are you certain you will roll a number from one to six?

4. What is the chance you will roll a ten?

5. Roll a dice 20 times and record each roll as a tally mark.

Number	Tally	Total
1		
2		
3		
4		
5		
6		

6. Show your dice data on a graph.



7. Which number occurred the most? _____

8. Which number occurred the least? _____

9. Each time you roll, what is the chance that you could roll each number?

10. If you were to repeat the 20 rolls, do you think you would roll the numbers exactly the same? Why?

Emotions

happy
embarrassed
calm
proud
sad
disgusted
sleepy
astonished

embarrassed
cross
confused
scared
disgusted
sleepy
worried
surprised

happy
embarrassed
calm
proud
sad
disgusted
sleepy
astonished

embarrassed
cross
confused
scared
disgusted
sleepy
worried
surprised

Start

Finish

Thursday





Spell and Shop


Find what each letter costs in the class shop. Add the letters and see what it costs to buy the whole word.

a	b	c	d	e	f	g	h	i	j	k	l	m
\$1	\$3	\$2	\$2	\$1	\$4	\$3	\$2	\$1	\$4	\$4	\$3	\$2

n	o	p	q	r	s	t	u	v	w	x	y	z
\$2	\$1	\$3	\$5	\$3	\$2	\$2	\$1	\$4	\$4	\$5	\$4	\$5

Word:	Word:
Cost:	Cost:
Word:	Word:
Cost:	Cost:
Word:	Word:
Cost:	Cost:
Word:	Word:
Cost:	Cost:
Word:	Word:
Cost:	Cost:

What Pet Should I Get? by Dr Seuss.





What pet do you think the brother and sister got at the pet store? Only the eyes are revealed!

Draw the pet below.

All About My Family

This is a picture of my family and I.



The people in my family are

Together, we like to

My family is special because

Match the Adverb

Read the 'said' words in the word bank carefully.

Cut out the different 'said' words. Then, **match** one of the 'said' words and choose an **adverb** to go together so that the sentence makes sense.

1. "Where is your homework?" the teacher

2. "Hooray!"

the children

3. "I need a drink of water!" Jack

4. "I've just found a magic key!" she

5. "This weather is awful and it's not improving," Grace

Word Bank

yelled	eagerly	quietly	demanded	loudly
whispered	miserably	shouted	happily	grumbled

Built Environments and their features

1. List 5 natural features that you might find in each of these environments.




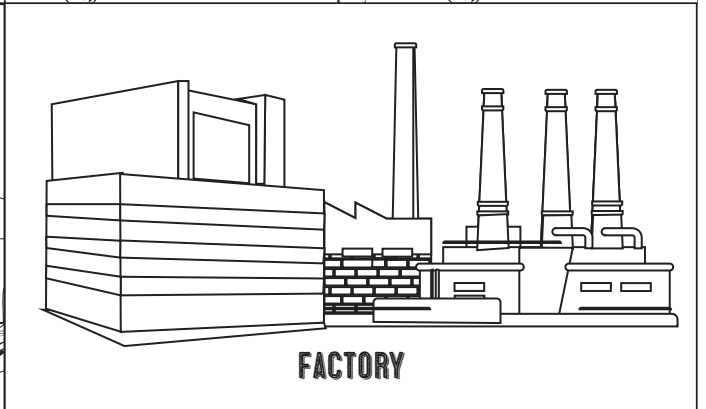



<i>School</i>	<i>Theme Park</i>	<i>House</i>	<i>Shopping Centre</i>

2. Draw one of these built environments and label it's features.

BUILT AND NATURAL ENVIRONMENTS SORT


Cut out the environments and classify them as built or natural environments.

BUILT ENVIRONMENTS	NATURAL ENVIRONMENTS



Blank Page

Friday



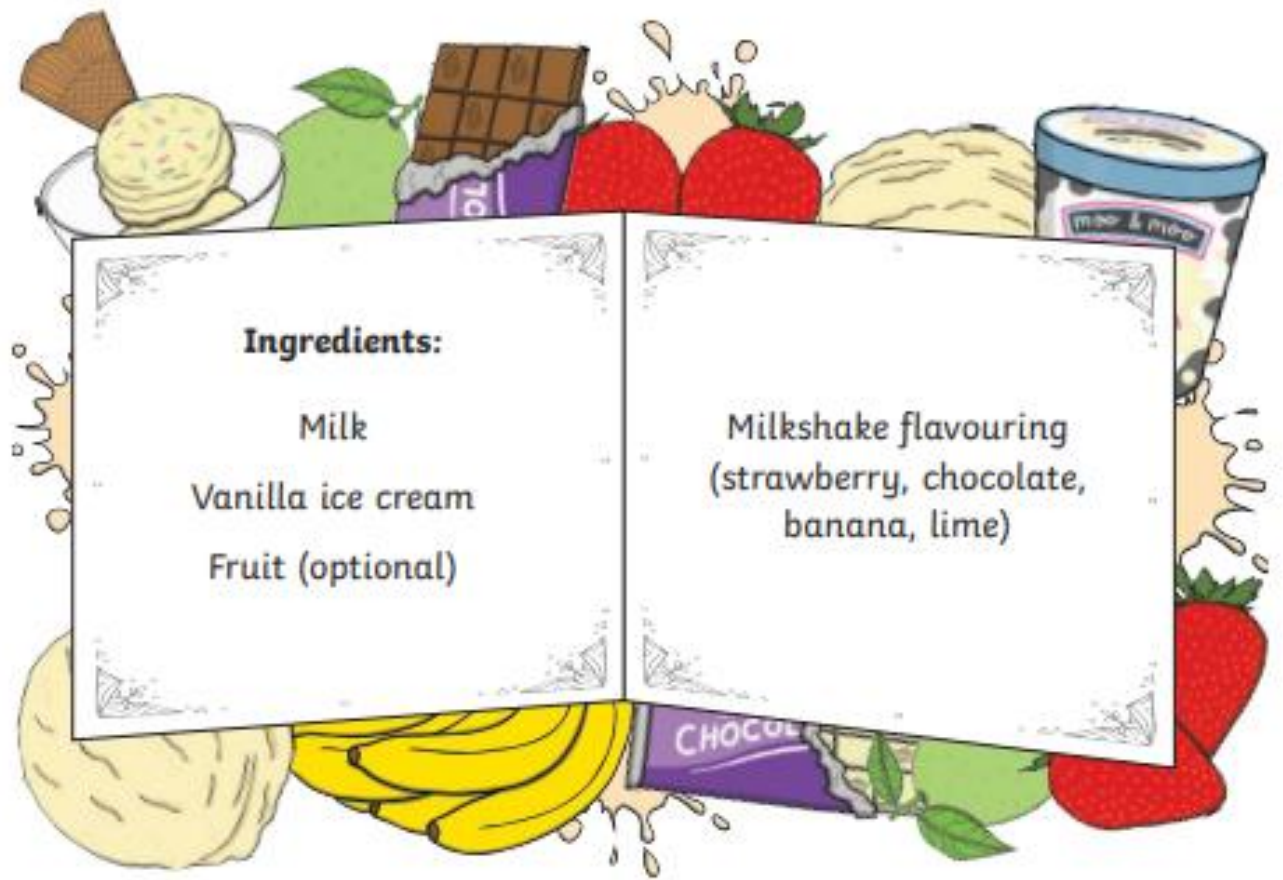
Spelling Test Date: _____

Score: _____

1.	11.
2.	12.
3.	13.
4.	14.
5.	15.
6.	16.
7.	17.
8.	18.
9.	19.
10.	20.

Spelling Sentence:

How to Make a Milkshake



Ingredients:

Milk
Vanilla ice cream
Fruit (optional)

Milkshake flavouring
(strawberry, chocolate,
banana, lime)

Equipment:

Ice cream scoop

Cup

Blender

Straw



How to Make a Milkshake

Comprehension Questions.



1. What is the title of the procedure?

2. What ingredients do we need?

3. Is a spoon a piece of equipment needed? Yes or No?

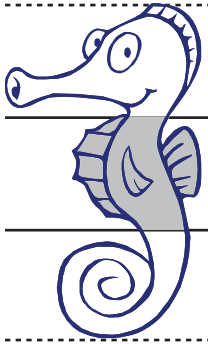
4. How many scoops of ice cream do we need?

5. Turn the blender on quickly. True or False?

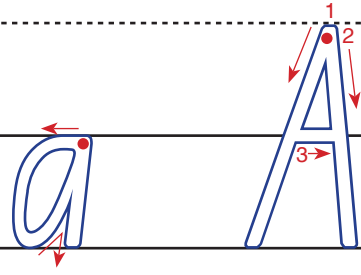
6. What is the last step in the procedure?

Lower Case Letters


a



a A




a body letter



a a a a a a

Maths with a cup of pasta


How many different ways can you make 15?




Estimate how many pieces of pasta were in your cup.



Make a repeating pattern with your pasta pieces.



Tally your pasta pieces.



Put some pasta pieces into containers and write the number sentence.

$$10 + 8 = 18$$



Group your pasta pieces by 5's (or any other number)



Measure the length of objects using your pasta pieces.



Measure the capacity of a box. 8 pieces of pasta fit in a match box




Count your pasta pieces by 2's, 5's etc



Make some 2d shapes.




Make an array. 4 rows of 3, is there another way?



Weigh your pasta pieces. Estimate the weight of 20, 30 pieces etc



Count your pasta pieces by 1's




Measure the area of your lunchbox, book etc.



Share your pieces equally (If you can!)



Make the numeral 10 (or any other numeral)



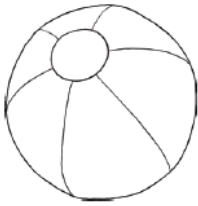
Can you make a symmetrical picture?



Pack for Sun Safety

Directions: Colour and cut out the pictures that help you stay safe in the sun and glue them to your beach bag.





twinkl.com



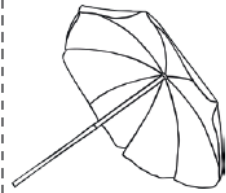
twinkl.com



twinkl.com



twinkl.com



twinkl.com



twinkl.com



twinkl.com



twinkl.com



twinkl.com



twinkl.com