


*Year 2 Workbook*

*Term 3 Week 8*



Blank Page



## Year Two

### Continuity of Learning - Learning from Home Program, Term 3 – Week 8

Week 8	Monday	Tuesday	Wednesday	Thursday	Friday
Morning Click on the coloured link to go to the website!	<p><b>Task:</b> Make your bed, tidy your bedroom, and brush your teeth. (10 mins)</p> <p><b>English</b>  <b>Task 1: Spelling</b>            Visit our Class Team in MS Teams to check your weekly spelling words.            Write your weekly spelling list (look, cover, write, check)            Complete the find a word.            Spend ten minutes on Spelling City completing an activity or game.  <a href="#">Vocabulary Spelling City</a></p> <p><b>Task 2: Reading</b>            Complete 2 lessons on Reading Eggs.  <a href="#">Reading Eggs</a>            Listen to <a href="#">The Rainbow Serpent</a>. The story is based on a traditional Aboriginal Dreamtime Story.            Complete <b>'The Rainbow Serpent Discussion Questions Worksheet'</b>.</p>	<p><b>Task:</b> Help to hang out the washing and bring it inside in the afternoon.</p> <p><b>English</b>  <b>Task 1: Spelling</b>            Complete the 'Roll and Spell' activity sheet in your workbook.            Spend ten minutes on Spelling City completing an activity or game.  <a href="#">Vocabulary Spelling City</a></p> <p><b>Task 2: Reading</b>            Complete 2 lessons on Reading Eggs.  <a href="#">Reading Eggs</a>            Listen to <a href="#">Daisy Eat Your Peas</a> by Kes Gray and Nick Sharratt.            Discuss with a family member the following questions:            1. What is Daisy's mother trying to convince her to do?            2. What is Daisy's opinion about the situation?</p>	<p><b>Task:</b> Morning Warm-up! Do 10 lunges, 30 squats, 20 sit-ups and 5 push-ups.</p> <p><b>English</b>  <b>Task 1: Spelling</b>            'Silly Stories' - Write a silly story using as many of your spelling words as you can.            Circle your spelling words in a different colour.            Spend ten minutes on Spelling City completing an activity or game.  <a href="#">Vocabulary Spelling City</a></p> <p><b>Task 2: Reading</b>            Complete 2 lessons on Reading Eggs.  <a href="#">Reading Eggs</a>            Choose a story from <b>EPIC</b> and discuss the complication. The complication in the story is when a problem occurs that makes a situation harder to deal with.  <a href="#">EPIC</a></p>	<p><b>Task:</b> Run laps around your backyard and time yourself. How many can you do?</p> <p><b>English</b>  <b>Task 1: Spelling</b>            'Dictionary Meaning' - Choose 5 spelling words and write the dictionary meaning for each.            Spend ten minutes on Spelling City completing an activity or game.  <a href="#">Vocabulary Spelling City</a></p> <p><b>Task 2: Reading</b>            Complete 2 lessons on Reading Eggs.  <a href="#">Reading Eggs</a>            Listen to <a href="#">My Body Needs Exercise</a> by Jenna Lee Gleisner.            Discuss the reasons why we need to exercise, and the effect exercise has on our bodies. Complete the comprehension worksheet <b>'Reasons why we need to exercise'</b>.</p>	<p><b>Task:</b> Help with some gardening or yard work.</p> <p><b>English</b>  <b>Task 1: Spelling</b>            Have an adult or older family member test you on your weekly spelling list.            Spend ten minutes on Spelling City completing an activity or game.  <a href="#">Vocabulary Spelling City</a></p> <p><b>Task 2: Reading</b>            Complete 2 lessons on Reading Eggs.  <a href="#">Reading Eggs</a>            Listen to <a href="#">The Lion King</a>. Discuss the beginning, middle and end of the story with a family member.            Choose your favourite character and discuss why they are your favourite character.            Complete the <b>'Story Planner'</b> worksheet.</p>



Listen to a story on ...

[Storyline Online](#)

**Storyline Online**

**Task 3: Writing**


After listening to the story 'The Rainbow Serpent' complete the 'Rainbow Serpent' book review worksheet.



3. At the end of the story, does Daisy end up doing what her mother wanted? Complete the 'Reading Discussion Questions worksheet'.

**Discussion Questions worksheet**

Complete the worksheet 'Narrative Writing-Complication'



**Task 3: Writing**

Select a piece of fruit or vegetable for fruit break. While you are eating your fruit or vegetable think about what it tastes, looks, smells, and feels like. Then record your thoughts in sentences on the "Fruit Description Worksheet."

Try making some delicious magic wand fruit salad kebabs for afternoon tea, following the recipe provided with adult supervision. Upload a photo to the Class Team.



Complete the worksheet 'Narrative Writing-Complication'

**Task 3: Writing**

In the Class Notebook or in your workbook view the picture, 'A Dangerous Pet'.



Use the question time questions to write down some thoughts.

E.g., Can you think of a name for the dragon?

Where do you think the dragon lives?

Do you think a dragon would be a good pet and why?

What do you think the children will try and train their dragon to do?



**Task 3: Writing**

During video chats, lots of students have been discussing their trips to the park for exercise.

**Design your dream park.**

What activities and equipment you would include? Draw a picture of your new ideal park for exercise and fun and write a paragraph describing it.

E.g., My new local park would have lots of shade to protect us from the sun with a large, bright playground in the middle and a water park with sculptures of sea creatures that spray out water ...

**Task 4: Grammar**

Complete the verb sorting worksheet for past and present verbs. Click on the link to watch the video about past tense verbs.

[Past Tense Verbs](#)




**Task 3: Writing**

Write three sentences using adjectives to describe the characters Simba, Scar and Pumba from the 'Lion King'. Use the worksheet provided.

**Fun Friday Art Activity**

Make a Lion King mask following the instructions and using the mask template provided in your workbook.



**Task 4: Handwriting**

Complete the handwriting activity sheet in your workbook on the letter 'Qq' and the number tracing sheet.

Complete a typing lesson.

[Typing Tutorials](#)



# GLENDORE PUBLIC SCHOOL



CALLAGHAN  
EDUCATION  
PATHWAYS

Where Everyone can Succeed

SUCCESS

LEARNING

CARING

RESPECT

Break	Fruit Break	Fruit break	Fruit Break	Fruit Break	Fruit Break	
<p>Play a game of hopscotch!</p> <p><b>Mathematics</b>  <b>Task 1: Maths Mentals</b>  Click on the link below and start on level 1.  Choose addition or Subtraction and an activity. You can work your way up the levels each day.  <a href="#">Daily 10 - Mental Maths Challenge</a></p> <p><b>Task 2: Fractions</b>  Follow the link below to watch the clip about Fractions.  <a href="#">Math Antics - Fractions Are Parts</a></p>  <p>Refer to your workbook to complete the <u>Monster Surfer</u> activity.</p> <p><b>Task 3: Mathseeds</b>  Complete your daily activity on Mathseeds.  <a href="#">Mathseeds</a></p> 	<p>Enjoy your fruit kababs outside in the sun!</p> <p><b>Mathematics</b>  <b>Task 1: Dice Game</b>  Click on the link to watch Knock Out!  <a href="#">Knock Out Dice Game</a>  You will need 2 dice. Take turns and record your totals. If you roll 7, your score returns to 0.</p> <p><b>Task 2: Fractions</b>  Follow the link below to watch the clip about fractions.  <a href="#">Let's Learn Fractions</a>  Use Lego, playdough, ribbon, paper or other materials you have around the house to represent fractions. Take a photo and post on our Sharing Space. E.g.,</p>  <p>AND/OR</p> <p>Refer to your workbook to complete the <u>Fun with Colourful Fractions</u> activity.</p> <p><b>Task 3: Mathseeds</b>  Complete your daily activity on Mathseeds.  <a href="#">Mathseeds</a></p> 	<p>Play a game of handball against a wall.</p> <p><b>Mathematics</b>  <b>Task 1: Maths Mentals</b>  Click on the link below and start on level 1.  Choose addition or Subtraction and an activity. You can work your way up the levels each day.  <a href="#">Daily 10 - Mental Maths Challenge</a></p> <p><b>Task 2: Fractions</b>  Follow the link below to watch the clip about naming fractions.  <a href="#">Fractions for Year 2</a></p>  <p>Refer to your workbook to complete the <u>Fraction Detectives</u> worksheet.</p> <p><b>Task 3: Mathseeds</b>  Complete your daily activity on Mathseeds.  <a href="#">Mathseeds</a></p> 	<p>Play a game of handball against a wall.</p> <p><b>Mathematics</b>  <b>Task 1: Maths Mentals</b>  Click on the link below and start on level 1.  Choose addition or Subtraction and an activity. You can work your way up the levels each day.  <a href="#">Daily 10 - Mental Maths Challenge</a></p> <p><b>Task 2: Fractions</b>  Follow the link below to watch the clip about naming fractions.  <a href="#">Fractions for Year 2</a></p>  <p>Refer to your workbook to complete the <u>Fraction Detectives</u> worksheet.</p> <p><b>Task 3: Mathseeds</b>  Complete your daily activity on Mathseeds.  <a href="#">Mathseeds</a></p> 	<p>Play a game of handball against a wall.</p> <p><b>Mathematics</b>  <b>Task 1: Maths Mentals</b>  Click on the link below and start on level 1.  Choose addition or Subtraction and an activity. You can work your way up the levels each day.  <a href="#">Daily 10 - Mental Maths Challenge</a></p> <p><b>Task 2: Fractions</b>  Follow the link below to watch the clip about naming fractions.  <a href="#">Fractions for Year 2</a></p>  <p>Refer to your workbook to complete the <u>Fraction Detectives</u> worksheet.</p> <p><b>Task 3: Mathseeds</b>  Complete your daily activity on Mathseeds.  <a href="#">Mathseeds</a></p> 	<p>Jump on your trampoline or skip with a rope!</p> <p><b>Mathematics</b>  <b>Task 1: Maths Game</b>  Click on the link to watch Tic Tac Toe!  <a href="#">Tic Tac Toe Maths Game</a></p>  <p>There is a template for the game in your workbook. The objective of the game is to complete a row that equals 15.</p> <p><b>Task 2: Fractions</b>  Follow the links below to watch the clip about Fractions of a Group  <a href="#">Fractions of a Group</a>  Refer to your workbook to complete the <u>Fractions of Collections</u> activity.</p> <p><b>Task 3: Mathseeds</b>  Complete your daily activity on Mathseeds.  <a href="#">Mathseeds</a></p> 	<p>Practice juggling with some tennis balls or sock balls!</p> <p><b>Mathematics</b>  <b>Task 1 Maths Mentals</b>  Click on the link below and start on level 1.  Choose addition or Subtraction and an activity. You can work your way up the levels each day.  <a href="#">Daily 10 - Mental Maths Challenge</a></p> <p><b>Task 2: Fractions</b>  Follow the link below to watch the Number Rock song.  <a href="#">Fractions Song for Kids</a>  Refer to your workbook to complete the second <u>Fractions Pizza</u> activity.</p>  <p><b>Task 3: Mathseeds</b>  Complete your daily activity on Mathseeds.  <a href="#">Mathseeds</a></p> 



# GLENDORE PUBLIC SCHOOL



CALLAGHAN  
EDUCATION  
PATHWAYS



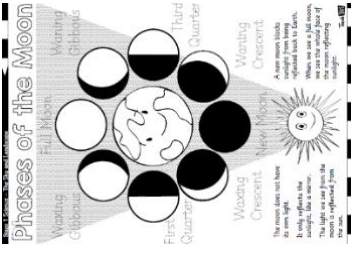


Where Everyone can Succeed

SUCCESS

CARING

LEARNING

RESPECT

<p><b>Break</b></p>	<p>Lunch: Eat outside in the sunshine!</p>	<p>Lunch: Help to make your own sandwich!</p>	<p>Lunch: Have a picnic!</p>	<p>Lunch: Try a new sandwich filling!</p>	<p>Lunch: Help to make your own sandwich!</p>
<p><b>Afternoon</b></p> <p><b>Click on the coloured link to go to the website!</b></p>	<p><b>Creative Arts</b>  <b>Task 1: Music</b>          Use an instrument such as a tambourine or drum, household items such as a spoon and a saucepan or body percussion to play to the beat of 'This Old Man'. Ask a sibling or adult to join you using something different to create a different sound.  <a href="#">This Old Man He Played One</a>  <a href="#">- Counting Songs for Kids -</a>  <a href="#">Popular Kids Songs - By the Learning Station - Bing video</a></p> <p><b>Task 2: Visual Arts</b>          Add bright colours to complete the Aboriginal Dreaming artwork of the Eagle and the snake and share on our class sharing space.</p> 	<p><b>Science</b>  <b>Task 1: Moon Phases</b>          Have a think about the question: '<u>Why does the moon change shape?</u>' and discuss your answer with a sibling or parent.          Watch the video, <a href="#">Why does the moon change?</a>            Complete the phases of the moon worksheet.</p>  <p><b>Task 2:</b>          Observe and record the moon each night for a week. Did you notice any changes?</p>	<p><b>PD/H/PE</b>  <b>Task 1: PE</b>          Keep fit and move to:  <a href="#">The Sid Shuffle - Ice Age: Continental Drift - Bing video</a></p>  <p><a href="#">GetActive@Home</a> <a href="#">(nsw.gov.au)</a> Skipping</p> <p><b>Cool Down:</b>  <a href="#">SISA Yoga Lesson</a></p>  <p><b>Task 2:</b>  <b>Father's Day Art</b>          Sunday is Father's Day, so we are providing you with activities. You can colour in a Father's Day card and/or a Father's Day poster etc. You also may choose to create your own Father's Day card.</p>	<p><b>Geography</b>  <b>Task 1: Local Places</b>          Watch the following video: <a href="#">Local Places</a>          In your workbook, answer these questions:</p> <ul style="list-style-type: none"> <li>• What natural features did Lisa mention?</li> <li>• What human or built features did Lisa mention?</li> <li>• What do you think is the difference between built and natural features?</li> </ul> <p><b>Task 2:</b>          Explore the 360-photo using the link below. Use your mouse or touch the picture to move the screen around.  <a href="#">360 Photo Link</a>          In your workbook, make a list of:</p> <ul style="list-style-type: none"> <li>• the built features you can see,</li> <li>• the natural features you can see.</li> </ul> <p>Have a look outside your window or, if you are allowed, go outside.</p>	<p><b>Physical Education</b>  <b>Task 1: Aerobics/Juggling</b>          Keep fit and move to:  <a href="#">SISA Aerobics</a>  <a href="#">SISA Fundamental Movement Skills - Juggling</a></p> <p><b>Task 2: Ball Toss</b>          You will need:          - A clear starting line for you to stand behind.          - One of more pairs of rolled up socks          - A washing basket</p> <ol style="list-style-type: none"> <li>1. Take three big steps forward from the starting line and place your basket down.</li> <li>2. Stand behind the starting line and use your dominant hand to toss the sock ball into the basket.</li> <li>3. Mix things up by changing which hand you use to throw, standing on one leg, using overarm and underarm throws.</li> <li>4. Challenge a sibling or adult to play and use a points system to score e.g., 10 points if the sock ball goes into the basket, 5 points if it touches the basket, 2 points if it goes close to the basket.</li> </ol>



# GLENDORE PUBLIC SCHOOL

Where Everyone can Succeed

RESPECT

CARING

LEARNING

SUCCESS

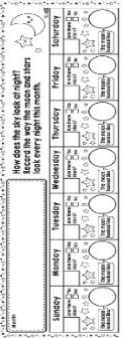


CALLAGHAN  
EDUCATION  
PATHWAYS

Empty rectangular box for student work.



Empty rectangular box for student work.

Complete the worksheet each night for one week.



What changes do you notice over the week?

Complete a coding activity on the Scratch Jr App. [Scratch Jr](#)

In your workbook:

- Draw the built features you can see.
- Draw the natural features you can see.

**Task 3: PD/Health**  
 Complete the 'Web of Support' activity sheet.  
 For this task you will need to choose 2 different people from your web of support to draw and write about a time when they helped you in feeling safe and supported. Some examples may include a family member cooking you a healthy dinner, a teacher helping you to understand a tricky concept or a friend who made you feel like you belong.

# Monday Activities



Name: \_\_\_\_\_

## Term Three- Year Two Spelling Homework



Unit 28 - Sound Focus: ph as in phone (Learn your highlighted words)

Look/cover/write/check	Monday	Tuesday	Wednesday	Thursday
<b>Sight Words</b>				
great				
woke				
<b>Red Words</b>				
phone				
orphan				
graph				
phonics				
sphere				
<b>Orange Words</b>				
autograph				
photograph				
phantom				
dolphin				
apostrophe				
<b>Contraction</b>				
they're				
<b>Homophones</b>				
shore				
sure				
<b>Green Words</b>				
hemisphere				
saxophone				
symphony				
physician				
elephant				

# Ph as in Phone

v	u	o	g	x	a	h	g	o	i	p	t	k	u	e	e	q	r	e	d
t	t	e	q	a	s	a	s	u	d	k	b	l	m	f	x	t	q	o	m
w	s	x	l	r	f	q	c	v	f	w	i	r	o	m	k	h	s	z	c
f	a	a	k	e	b	k	r	s	h	o	r	e	b	s	z	e	u	m	s
t	d	p	x	b	p	p	h	o	t	o	g	r	a	p	h	y	r	s	d
p	h	f	o	o	c	h	o	p	h	a	n	t	o	m	e	r	e	p	p
o	p	i	e	s	p	v	a	y	l	w	o	k	e	d	y	e	v	m	k
z	h	i	y	b	t	h	m	n	s	y	m	p	h	o	n	y	n	j	h
w	y	j	o	g	d	r	o	m	t	p	e	e	p	i	t	i	s	p	o
t	s	f	b	y	u	w	o	n	j	n	r	b	h	h	h	d	a	h	o
q	i	c	l	e	u	s	u	p	e	e	q	b	n	p	o	r	b	o	q
j	c	a	h	r	i	a	e	s	h	t	x	e	l	o	g	n	a	n	u
v	i	z	o	d	v	k	k	p	p	e	x	o	u	o	k	a	e	i	g
j	a	o	p	l	d	q	s	u	w	h	d	m	t	u	f	p	w	c	v
g	n	q	z	b	d	i	m	j	n	c	e	u	b	a	f	u	z	s	g
q	w	q	u	t	m	x	v	a	t	r	a	r	v	o	x	l	v	v	g
i	y	p	u	e	k	c	h	a	w	o	m	t	e	u	j	e	q	j	r
s	y	j	h	a	e	p	e	b	n	h	s	t	a	j	g	v	d	l	a
b	o	q	i	k	r	r	s	o	t	d	b	a	p	h	h	t	g	s	p
u	d	b	y	o	g	s	l	q	c	d	h	i	c	d	l	m	t	b	h


apostrophe  
physician  
symphony  
dolphin  
sphere  
graph  
woke

hemisphere  
saxophone  
they're  
phantom  
orphan  
phone  
sure

photograph  
autograph  
elephant  
phonics  
shore  
great

# The Rainbow Serpent

## *Discussion Questions*



1. What is the Dreamtime Story about?

---

---

---

2. A moral is a message or lesson to be learned from a story or experience. What do you think the moral of the Dreamtime Story is?

---

---

---

3. Think about your favourite part of the Dreamtime Story and draw a picture.

# The Rainbow Serpent

What is the setting?

---

---

---

---

Who is the main character?

---

---

---

---

What other characters are there?

---

---

---

---

What happens first?

---

---

---

---

What happens next?

---

---

---

---

What happens last?

---

---

---



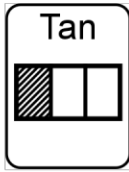
---


Name: \_\_\_\_\_

Date: \_\_\_\_\_

# Color-by-Code - Fractions

Directions: Color the picture using the code below. The shaded part represents the fraction.






# Tuesday Activities





Daisy Eat Your Peas  
Discussion Questions



1. What is Daisy's mum trying to convince her to do?

---

---

---

2. What is Daisy's opinion about the situation?

---

---

---

3. At the end of the story, does Daisy end up doing what her mum wanted?

---

---

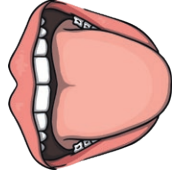
---

# My Fruit Description



My fruit is \_\_\_\_\_

What does your fruit **taste** like?



What does your fruit **smell** like?




Draw your fruit here

What does your fruit **look** like?



What does your fruit **feel** like?





# Magic Wand Fruit Kebabs

## Ingredients

Pineapple

Apples

Strawberries

Bananas

Watermelon

## Equipment

Chopping boards

Sharp knife (adult use only)

Child-safe knives

Star-shaped cookie cutters

Wooden kebab skewers  
(blunt-ended if possible)


## Method

1. Before the activity, prepare the wooden skewers by boiling them in hot water. This will stop them from splintering.
2. Wash your hands and put on an apron.
3. Next, wash the fruit.
4. Then, an adult should remove the skin from the pineapple, watermelon and apple (optional).
5. Cut the apple, pineapple and banana into chunks, and the strawberries into halves. Children can use child-safe knives to cut the soft fruit like the bananas, pineapple and strawberries.
6. Cut the watermelon into slices.
7. Use the cookie cutters to cut star shapes out of the slices of watermelon.
8. Lay out the fruit pieces and carefully place onto the skewers. Children should be closely supervised for this activity, as the skewers can be very sharp. Model how to push the fruit onto the skewers, without putting their hands behind the fruit where the skewer will come through it.
9. A star-shaped piece of watermelon can be the final piece of fruit placed onto the top of the skewer to finish the magic wand fruit kebab.

Name: \_\_\_\_\_ Date: \_\_\_\_\_

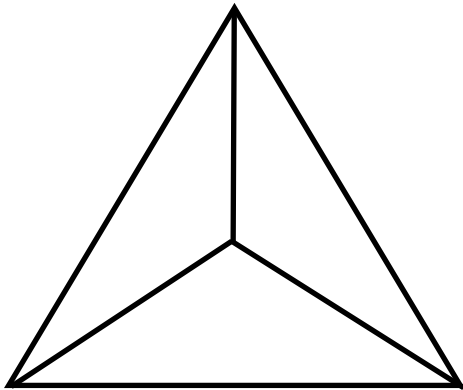


# Fun With Colorful Fractions



Follow the directions and color the parts of the shape. Then answer the questions.

**Color 1 part green. Color 1 part blue. Color 1 part red.**

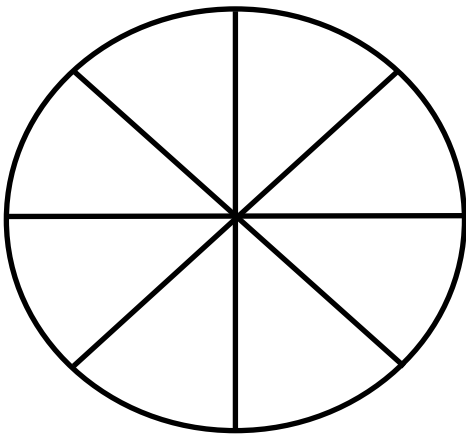


What fraction of the triangle is red? \_\_\_\_\_

What fraction of the triangle is green? \_\_\_\_\_

What fraction of the triangle is blue? \_\_\_\_\_

**Color 4 parts blue. Color 1 part red. Color 3 parts green.**

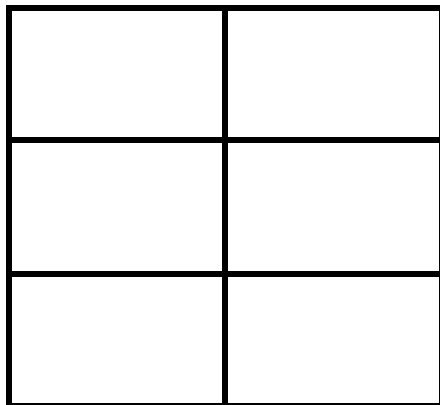


What fraction of the circle is red? \_\_\_\_\_

What fraction of the circle is green? \_\_\_\_\_

What fraction of the circle is blue? \_\_\_\_\_

**Color 2 green. Color 3 parts red. Color 1 part blue.**




What fraction of the square is red? \_\_\_\_\_

What fraction of the square is green? \_\_\_\_\_

What fraction of the square is blue? \_\_\_\_\_


# Phases of the Moon



The moon does not have its own light.

It only **reflects** the sunlight, like a mirror.

The light we see from the moon is **reflected** from the sun.



A new moon blocks sunlight from being reflected back to Earth.

When we see a full moon, we see the whole face of the moon reflecting sunlight.

Month:

How does the sky look at night?  
Record the way the moon and stars  
look every night this month.



Touch

Sunday	Monday	Tuesday	Wednesday	Thursday	Friday	Saturday
Are there <input type="checkbox"/> Yes <input type="checkbox"/> No stars?	Are there <input type="checkbox"/> Yes <input type="checkbox"/> No stars?	Are there <input type="checkbox"/> Yes <input type="checkbox"/> No stars?	Are there <input type="checkbox"/> Yes <input type="checkbox"/> No stars?	Are there <input type="checkbox"/> Yes <input type="checkbox"/> No stars?	Are there <input type="checkbox"/> Yes <input type="checkbox"/> No stars?	Are there <input type="checkbox"/> Yes <input type="checkbox"/> No stars?
The moon looked like	The moon looked like	The moon looked like	The moon looked like	The moon looked like	The moon looked like	The moon looked like

What changes in the moon did you notice over the week?

---

---

---

---

---

# Wednesday Activities

# Silly Stories



Write a silly story using as many of your spelling words as you can. Circle your spelling words in a different colour.

---

---

---

---

---

---

---

---

---


---

---

---

---





# Narrative Writing- Complication

A complication is when a problem or difficulty occurs that makes a situation harder to deal with.

1. What is the story's name? \_\_\_\_\_

2. Was anything destroyed? \_\_\_\_\_

3. Was there a problem between the characters?

\_\_\_\_\_

4. Were any character's feelings hurt?

\_\_\_\_\_

5. What went wrong in the story and what was the complication?

\_\_\_\_\_  
\_\_\_\_\_  
\_\_\_\_\_  
\_\_\_\_\_  
\_\_\_\_\_  
\_\_\_\_\_

## Week 8 - Wednesday Writing Task

### A Dangerous Pet



Can you think of a name for the dragon?

Where do you think the dragon lives?

Do you think a dragon would be a good pet and why?

What do you think the children will try and train their dragon to do?

Use the questions to help with writing down your thoughts.

---

---

---

---

---

---

---

---

---

---


Name: \_\_\_\_\_ Date: \_\_\_\_\_



# Fraction Detectives



Fill out the information about each fraction.

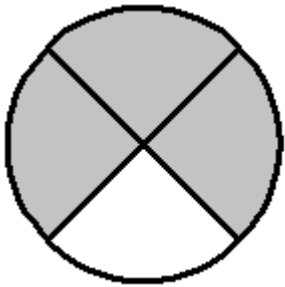


This shape has \_\_\_\_\_ equal parts.

It is divided into \_\_\_\_\_.

Each part is called \_\_\_\_\_.

The numerator is \_\_\_\_\_.

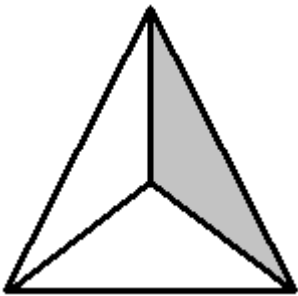


This shape has \_\_\_\_\_ equal parts.

It is divided into \_\_\_\_\_.

Each part is called \_\_\_\_\_.

The numerator is \_\_\_\_\_.

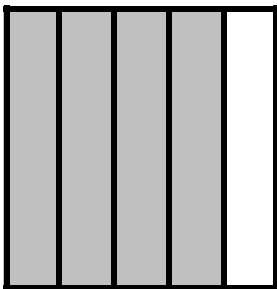


This shape has \_\_\_\_\_ equal parts.

It is divided into \_\_\_\_\_.

Each part is called \_\_\_\_\_.

The numerator is \_\_\_\_\_.



This shape has \_\_\_\_\_ equal parts.

It is divided into \_\_\_\_\_.

Each part is called \_\_\_\_\_.

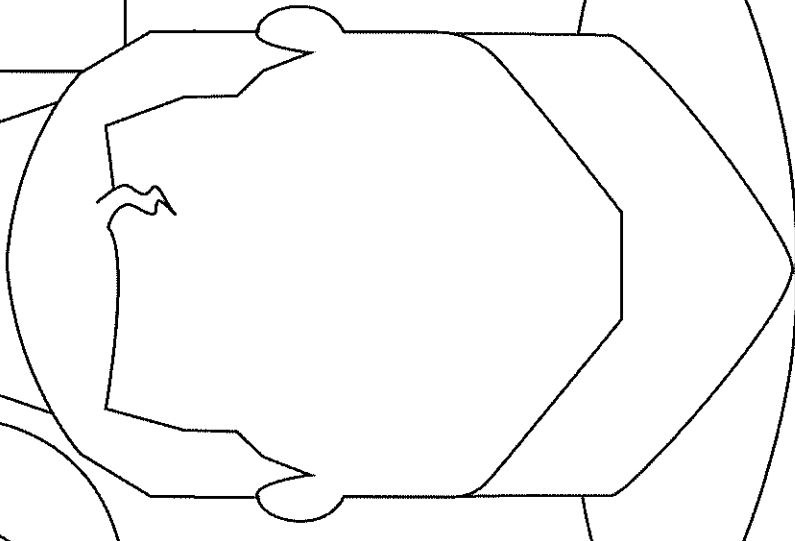
The numerator is \_\_\_\_\_.

Dad & Me

Father's Day 2021

SUPER

SPIDER



SPIDER

# Thursday Activities



# Dictionary Meanings

Choose 5 spelling words and write the dictionary meaning for each.

**WORD:**

---

---

**WORD:**

---

---

**WORD:**

---

---

**WORD:**

---

---

**WORD:**

---

---

## Comprehension Worksheet.

### Reasons why we need to exercise.

**1. What is exercise?**

---

---

---

**2. How much exercise do we need each day?**

---

---

---

**3. Why do we need to exercise?**

---

---

---

**4. What are some ways we can exercise?**

---

---

---



## Week 8 - Thursday Writing Task

Design your dream park.



Draw a picture of your new ideal park for exercise and fun and write a paragraph describing it. What activities and equipment would you include?

E.g., My new local park would have lots of shade to protect us from the sun with a large, bright playground in the middle and a water park with sculptures of sea creatures.

---

---

---

---

---

---

---

---

# Verb Sorting Activity

**When did it happen?** Cut out the verbs on the other pages. Match the pairs of past and present tense of each verb on this page.

**Past**

**Present**

spoke

kick

gave

sing

hug

walk

ate

kissed

jump

go

growl

yelled

slept

smell

give

buy

looked

sang

grabbed

got

jumped

kicked

Blank Page

kiss

speak

hugged

walked

sleep

went

grab

eat

growled

look

bought

smelled


yell

get

Blank Page

Week 3 Thursday Maths Game  
**Tic - Tac - Toe Game Board**

**Objective:** Complete a row to make 15. Cut out the number counters and have fun!

Blank Page



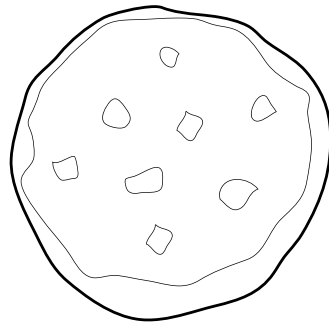


Name: \_\_\_\_\_

Date: \_\_\_\_\_

## Fractions of Collections

1. This choc-chip cookie has white chocolate and dark chocolate chips. Colour half the chips as dark chips and leave the other half white. Write this fraction of dark chips beside the picture.



$$\frac{\square}{\square}$$

2. A quarter of the leaves on this seedling are not looking very healthy. Colour a quarter of the leaves yellow and write this fraction beside the picture.



$$\frac{\square}{\square}$$

3. Paint has been spilt on an eighth of the steps in this staircase. Colour an eighth of the steps and write this fraction beside the picture.



$$\frac{\square}{\square}$$



Name: \_\_\_\_\_



Date: \_\_\_\_\_

4. Draw a bunch of flowers and colour  $\frac{1}{2}$  of them orange.

5. Draw a group of faces. Make sure  $\frac{1}{4}$  of them have long hair.

6. Draw a school of fish.  $\frac{1}{8}$  of the fish should have spots.

7. Circle the group that shows  $\frac{1}{8}$ .



8. Circle the group that shows  $\frac{1}{4}$ .



## Thursday Geography— Features of Places

### Video:

- What natural features did Lisa mention?

---

---

---

---

- What human or built features did Lisa mention?

---

---

---

---

- What do you think is the difference between built and natural features?

---

---

---

---

### 360—photo

- Make a list of the built features you can see

---

---

---

---

- *Make a list of the built features you can see*

---

---

---

---

*Outside your window or outside:*

*Draw the built features you can see*

*Draw the natural features you can see.*

# Friday Activities

Spelling Test Date: \_\_\_\_\_

Score: \_\_\_\_\_

1.	11.
2.	12.
3.	13.
4.	14.
5.	15.
6.	16.
7.	17.
8.	18.
9.	19.
10.	20.

Spelling Sentence:


---




---

---



Week 8 - Friday Writing Task - The Lion King Characters



Lion King Character	Write three adjectives that describe the character from the Lion King.	Write a sentence using the three adjectives for each character.
Simba 		
Scar 		
Pumbaa 		



# Make a Leaf Lion Face!



## Materials and equipment:

Pair of scissors

PVA glue

Lion Face Template

Autumn-coloured paints or colouring pencils

Selection of autumn leaves


## Step One:

Go outside and collect some autumn leaves. The spikier the better, as lions are known for their wild manes.



## Step Two:

Carefully cut out the Lion Face Template.



## Step Three:

Use the autumn-coloured pencils or paints to colour in the lion's face, nose and eyes.



## Step Four:

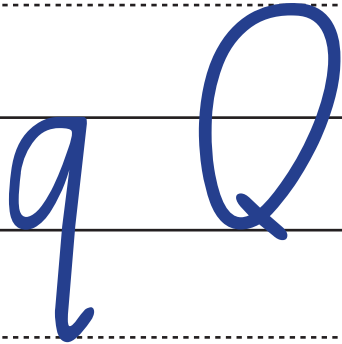

Finally, use your PVA glue to stick the autumn leaves you have collected around the lion's face. Layer up to make it even spikier.








Lower Case Letters


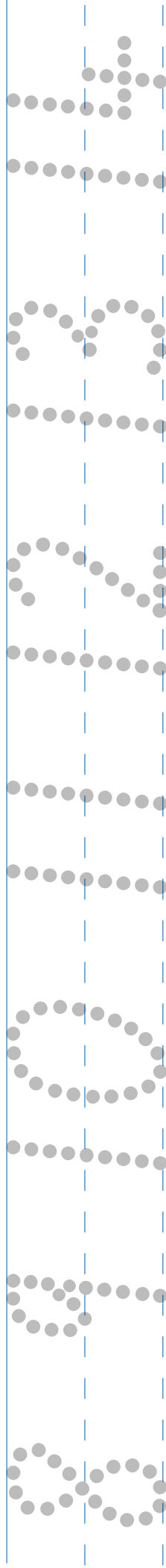
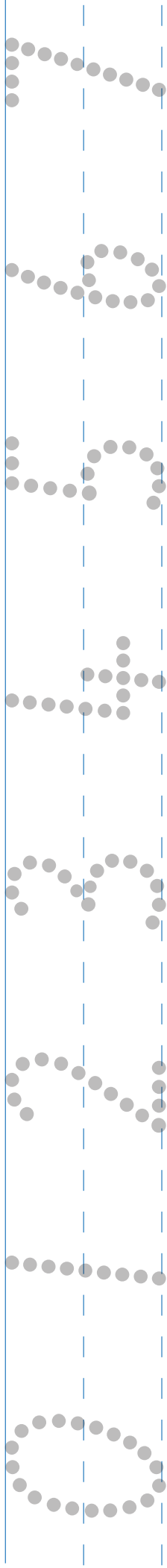
q



a body and tail letter




# Writing Numbers 0-20





# My web of support

Task: In each text below, write the name of a person who supports you in feeling healthy, happy and safe.





Task: For this task you will need to choose 2 different people from your web of support to draw and write about a time when they helped you in feeling safe and supported. Some examples may include a family member cooking you a healthy dinner, a teacher helping you to understand a tricky concept or a friend who made you feel like you belong.



---

---

---

---



---

---

---

---