


Year 1

Unit of Work Booklet

Term 2 Week 5



Name: _____



GLENDORE PUBLIC SCHOOL

Where Everyone can Succeed

RESPECT

CARING

LEARNING

SUCCESS



Year One

One Unit of Work Program, Term 2 – Week 5

Week 5	Monday	Tuesday	Wednesday	Thursday	Friday
	<p>English Task 1: Spelling -Write your weekly spelling list (look, cover, write, check). Only complete your list – check Spelling City if you can't remember your group. -Complete one of the assigned activities on Spelling City. They must be done in L-R order. https://www.spellingcity.com/</p> <p>Task 2: Reading -Complete 2 lessons on Reading Eggs. -Login to EPIC! https://www.getepic.com/sig n-in Pick a story to read. Discussion: Who are the main characters in this text?</p> <p>PM Readers Your teacher has assigned you a levelled text for you to read this week. Use your reading strategies to read the text. Read along with</p>	<p>English Task 1: Spelling -Write your weekly spelling list (look, cover, write, check). Only complete your list -Complete one of the assigned activities on Spelling City. They must be done in L-R order. https://www.spellingcity.com/</p> <p>Task 2: Reading -Complete 2 lessons on Reading Eggs. -Login to EPIC! https://www.getepic.com/sig n-in Choose a different story to read. Discussion: What was the main message in your story, what does it mean to you?</p> <p>PM Readers Your teacher has assigned you a levelled text for you to read this week. Use your reading</p>	<p>English Task 1: Spelling - Write your weekly spelling list in fancy writing Eg. Bubble writing. Take a photo and upload to your class sharing channel. -Complete one of the assigned activities on Spelling City. They must be done in L-R order. https://www.spellingcity.com/</p> <p>Task 2: Reading -Complete 2 lessons on Reading Eggs. -Login to EPIC! https://www.getepic.com/sig n-in Pick a story to read. Discussion: What happened in the beginning, middle and the end of the text.</p> <p>PM Readers Your teacher has assigned you a levelled text for you to read this</p>	<p>English Task 1: Spelling - Write your weekly spelling list (look, cover, write, check). Only complete your list. -Complete one of the assigned activities on Spelling City. They must be done in L-R order. https://www.spellingcity.com/</p> <p>Task 2: Reading Complete 2 lessons on Reading Eggs. Login to EPIC! https://www.getepic.com/sig n-in Pick a story to read. Discussion: What were some challenges or problems that the characters met along the way?</p> <p>PM Readers Read your assigned levelled text for this week and record yourself. Click the microphone</p>	<p>English Task 1: Spelling - Write your weekly spelling list. Be creative! Eg. Make your words from lego. Upload a photo to your class sharing channel. -Complete the 'Test Me' activity on Spelling City. https://www.spellingcity.com/</p> <p>Task 2: Reading Complete 2 lessons on Reading Eggs. Login to EPIC! https://www.getepic.com/sig n-in Pick a story to read. Discussion: How would you end this story?</p> <p>PM Readers Your teacher has assigned you a levelled text for you to read this week. Use your reading strategies to read</p>



GLENDORE PUBLIC SCHOOL

Where Everyone can Succeed

RESPECT

CARING

LEARNING

SUCCESS




CALLAGHAN
EDUCATION
PATHWAYS

a parent and by the end of the week try reading independently. Follow the link and sign in. <https://cengage.com.au/>
At the top left you will see the book/books that your teacher has assigned for you. You can listen to the book if you click the play button.

Task 3: Writing

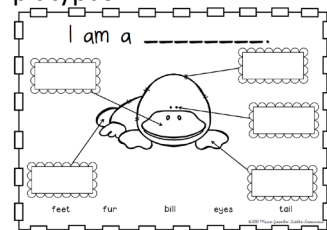
-Read the information about the platypus and fill out the 'what do you know about a platypus sheet in your booklet.



strategies to read the text. Read along with a parent and by the end of the week try reading independently. Follow the link and sign in. <https://cengage.com.au/>

Task 3: Writing


-Label and colour the platypus.



week. Use your reading strategies to read the text. Read along with a parent and by the end of the week try reading independently. Follow the link and sign in. <https://cengage.com.au/>

Task 3: Writing

-Use the information sheet provided or research more information about platypuses. Don't forget to re-read your writing so it makes 'sense, sense, sense'.



to record and triangle play button to listen to yourself. Follow the link and sign in. <https://cengage.com.au/>

Task 3: Writing

-Do you know any interesting facts about platypuses?

Other Interesting Facts

the text. Follow the link and sign in. <https://cengage.com.au/>

Task 3: Writing

-Use the information provided to complete what platypuses eat, describe what platypuses look like (remember to use adjectives) and where they live. You could also go online and research some more facts to fill in the sheets below. Don't forget to upload your WOW work!

What they eat

Where they live

What they look like

Break

Fruit Break

Watch a Disney Animated Short Film!

Fruit Break

Play your favourite game!

Fruit break

Listen to your favourite song!

Fruit Break

Play a quick game like Jenga!

Fruit Break

Teach someone in your family something you have learnt this week!!



GLENDORE PUBLIC SCHOOL

Where Everyone can Succeed

RESPECT

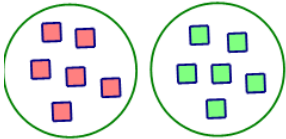

CARING

LEARNING

SUCCESS



CALLAGHAN
EDUCATION
PATHWAYS

Middle	<p>Mathematics Task 1: Number Warm Up Count to 100 Song and Exercise https://www.youtube.com/watch?v=1dkPouLWCyc</p> <p>Task 2: Multiplication & Division Watch & listen to Year One Multiplication https://www.youtube.com/watch?v=450YCFK4Df4</p> <p>Using 12 cans of food (or something similar) from your pantry, create equal groups and write a number sentence to represent it. Make sure each group is equal.</p> <p>For example</p>  <p>2 groups of 6 $2 \times 6 = 12$</p> <p>Try using 10 or 18 cans and see how many equal groups you can create with that.</p> <p>Complete the worksheet</p>	<p>Mathematics Task 1 Number Warm Up Count to 20 Hip Hop https://www.youtube.com/watch?v=r7zW1mn5Si8</p> <p>Task 2: Multiplication & Division Watch & listen to Multiplication Stories https://www.youtube.com/watch?v=taiKSJ6kuD8</p> <p>Using 20 pencils, share them among 5 cups. How many does each cup have? Draw a picture of your findings and write the number sentence to match.</p> <p>Using 20 pencils, share into 2 cups. How many pencils does each cup have? Draw a picture of your findings and write the number sentence to match.</p> <p>Using 20 pencils, share into 6 cups. How many pencils are in each cup? Are the groups equal? What could I do to make all the groups equal? Draw a picture and explain your answer.</p>	<p>Mathematics Task 1 Number Warm Up Count by 5s Song https://www.youtube.com/watch?v=_awKIEMyleA</p> <p>Task 2 Multiplication & Division The Doorbell Rang by Pat Hutchins https://www.youtube.com/watch?v=ESHLF92_rBW</p> <p>Using small materials like coins, counters, or small objects like bottle tops in assisting you to create these groups.</p> <ul style="list-style-type: none">• 6 groups of 5.• 12 groups of 2.• 4 groups of 5• 3 groups of 3• 5 groups of 5• 2 groups of 10 <p>Draw your items in their groups. Explain ways in which to determine how many objects there are altogether. Could you count by 2s, 5s or 10s? Could you use your knowledge of doubles, friends of ten or twenty?</p> <p>For example:</p>	<p>Mathematics Task 1 Number Warm Up Count by 10s Song https://www.youtube.com/watch?v=uYRTtwZGwj8</p> <p>Task 2: Multiplication & Division Watch & listen to Multiplication & Division Relationship https://www.youtube.com/watch?v=i31rRt5m1-4</p> <p>Search in your backyard for items you could use to count with. You will need at least 16-20 items. Pebbles, leaves and small sticks would be great.</p> <p>Using the worksheet provided below play the multiplication game with someone in your house.</p> 	<p>Mathematics Task 1 Number Warm Up Friends of 10 Song https://www.youtube.com/watch?v=QS5w8LRnnp0</p> <p>Task 2: Multiplication & Division Watch & listen to How to share equally https://www.youtube.com/watch?v=fgoUVD0Hx5M</p> <p>Revision of content. Make 3 groups of 5 and draw a picture to match it.</p> <p>Share 12 pencils among 4 people. Write the number sentence to match.</p> <p>Complete the activity on the attached worksheet which encourages you to create number towers. You will need to create a dice or two if you haven't got one and use blocks or small items to stack.</p>
--------	--	---	---	---	---



GLENDORE PUBLIC SCHOOL

Where Everyone can Succeed

RESPECT

CARING

LEARNING

SUCCESS



CALLAGHAN
EDUCATION
PATHWAYS

	<p>Multiplication – equal groups</p> <p>How many bananas? Let's look at these equal groups.</p> <p>There are 3 bunches of 2. There are 2 in each bunch. There are 6 altogether.</p> <p>1 How many –</p> <p>a ?</p> <p>b ?</p> <p>c ?</p> <p>d ?</p> <p>Task 3: Log into Mathseeds to complete the set tasks https://mathseeds.com/</p> <p>Task 4: Log onto Studyladder and complete an assigned task. https://www.studyladder.com</p>	<p>Complete the worksheet</p> <p>Multiplication – groups and arrays</p> <p>You will need: pencils, counters, a partner</p> <p>What to do:</p> <p>Work with your partner to find solutions for the following problems. Use counters or draw pictures to help.</p> <p>a. There are 5 sail boats at sea. Each boat carries 3 sailors. How many sailors are at sea?</p> <p>b. 1F line up after lunch in pairs. There are 8 sets of pairs. How many students in 1F?</p> <p>c. 1F have planted a flower garden. They have planted 5 flowers in each row. There are 15 flowers altogether. How many rows are there?</p> <p>Extension:</p> <p>Create your own sharing story and share with your teacher.</p> <p>Task 3: Log into Mathseeds to complete the set tasks https://mathseeds.com/</p> <p>Task 4: Log onto Studyladder and complete an assigned task. https://www.studyladder.com</p>	<p>5 groups of 2. I could use my knowledge of counting by 2's and see that this equals to 10 altogether. I could also use my knowledge of doubles and pair groups together then add the last two on.</p> <p>Task 3: Log into Mathseeds to complete the set tasks https://mathseeds.com/</p> <p>Task 4: Log onto Studyladder and complete an assigned task. https://www.studyladder.com</p>	<p>Task 3: Log into Mathseeds to complete the set tasks https://mathseeds.com/</p> <p>Task 4: Log onto Studyladder and complete an assigned task. https://www.studyladder.com</p>	<p>Multiplication – explore</p> <p>You will need: a partner, 2 dice, cubes, sticky notes</p> <p>What to do:</p> <p>You are about to build towers. One of you will roll for the number of towers, one of you will roll for the number of cubes in the tower. Decide who does what.</p> <p>Roll both dice, then build the matching towers.</p> <p>On a sticky note, write the matching fact and put it in front of the towers.</p> <p>Play until you have created 5 facts.</p> <p>What to do next:</p> <p>Take turns building a set of towers. Your partner works out what fact it shows and writes it.</p> <p>Task 3: Log into Mathseeds to complete the set tasks https://mathseeds.com/</p> <p>Task 4: Log onto Studyladder and complete an assigned task. https://www.studyladder.com</p>
Break	Lunch - Help make your lunch!	Lunch- Upload a piece of work into the Sharing Channel!	Lunch- Give your parents/ carers a big hug and say thank you!	Lunch- Help tidy up after making lunch!	Lunch- Go onto your Class Notebook and upload a Quality Work Sample.



GLENDORE PUBLIC SCHOOL

Where Everyone can Succeed

RESPECT


CARING

LEARNING

SUCCESS



CALLAGHAN
EDUCATION
PATHWAYS

Afternoon	<p>Creative Arts</p> <p>This week we are focusing on Drama.</p> <p>Task: Howard's Drive In Theatre</p> <p>https://www.youtube.com/watch?v=Tuib_FQR-Tw</p> <p>Click on the link to watch 'Howard's Drive-in Theatre. Watch the video once all the way through. Watch the video and stop and start throughout the video and talk about what is happening and do some activities.</p> <p><i>STOP the video at 00:30</i></p> <p>-How does the alien feel?</p> <p>-How do you know that? We can look at his body language and his facial expressions.</p> <p>-Stand up and make your body and your face show how you look when you are happy. Change to sad, then excited, then scared, then angry and back to happy.</p> <p>-Pick two of those emotions and move around the room like that. How did you do it differently?</p> <p><i>Play the video. Stop at 02:00</i></p> <p>-How does the alien feel?</p> <p>-What is his face and body doing that we can tell how he is feeling?</p> <p>-How was it different to the start of the video?</p>	<p>Science</p> <p>We are learning about mixing everyday materials. Cooking is a great way to discover what happens when we mix wet and dry ingredients.</p> <p>Task: Honey Joys</p> <p>https://www.youtube.com/watch?v=xVmR3FclhO8</p> <p>Watch the YouTube video for making Honey Joys. Have a go at making them or use the knowledge you gain from watching the clip.</p> <p>Complete the sheet OR answer the questions</p> <ul style="list-style-type: none">• List the Ingredients used• Draw the steps to make the Honey Joys• What interesting reactions did you see when different ingredients were mixed together?• How did the mixture change when it was baked?• How did it taste?	<p>PD/H-Personal Development Health</p> <p>Students are learning about how to keep themselves healthy. One of the ways we can keep our bodies healthy is to exercise.</p> <p>Task: Exercise</p> <p>Explain to your parent why you believe exercise is important and how it helps you to stay healthy.</p> <p>Choose a GoNoodle – FreshStart Fitness video on Youtube to complete. Once the video is over, make a list of all the exercises that the video ran through.</p> <p>Create your own exercise moves that other people could use to become healthy. Complete the worksheet.</p> <table border="1"><caption>Exercise is important</caption><thead><tr><th>name of exercise</th><th>what you do (show a picture)</th><th>how many times you do it</th><th>what happens to your body</th></tr></thead><tbody><tr><td></td><td></td><td></td><td></td></tr><tr><td></td><td></td><td></td><td></td></tr><tr><td></td><td></td><td></td><td></td></tr></tbody></table> <p>If you are brave, upload a video of you performing your exercise onto your class sharing channel</p>	name of exercise	what you do (show a picture)	how many times you do it	what happens to your body													<p>Geography</p> <p>We have been learning about places and features of places.</p> <p>Task 1: Using the text such as <i>Are We There Yet?</i> by Alison Lester students learn about the scale and size of Australia eg local, regional and state areas</p> <p>https://www.youtube.com/watch?v=KW-SAG1tdhg</p> <ul style="list-style-type: none">• discuss the family's journey and the places they visit• individually map or contribute to a collaboratively developed classroom map to mark the family's journey around Australia, (blank Australian map) identifying specific places, local areas, states and territories• google the places the family visited and choose one to research further (in small groups) and report back to the class 	<p>PE – Physical Education</p> <p>Can you Balance?</p> <p>Students to balance in various ways eg- on 3 body parts, 2 and 1. On 2 different body parts on different sides of the body. At different levels, eg low, medium, high, changing positions etc.</p> <p>Can perform balancing with eyes closed or balancing items like beanbags.</p> <p>Skill Application- Statues</p> <p>Like what's the time MR Wolf- Teacher stands with her back to the group as students creep towards the teacher- when teacher turns around the students must freeze.</p> <p>Those that move when the teacher turns around goes back to the beginning and students try to get to the teacher.</p> <p>Repeat several times.</p>
name of exercise	what you do (show a picture)	how many times you do it	what happens to your body																		



GLENDORE PUBLIC SCHOOL

Where Everyone can Succeed

RESPECT

CARING

LEARNING

SUCCESS



CALLAGHAN
EDUCATION
PATHWAYS

-Find a family member and show them some different emotions using your facial expressions and body language. Have them try and guess what you are feeling.

Play the video. Watch until the end.

-What were the alien and Howard (the man) feeling?

-How were they different to each other and how can we tell?

-What were they both doing at the end?

By yourself or with a family member, have a go at acting out the story. If you are doing it by yourself, pick one of the characters and act out what they are doing. Then give yourself a challenge and change characters. How will you move your body to show you are the alien and how will you move it different to be Howard? Take a photo or video and share to your class 'sharing' channel on Microsoft Teams with permission.

How to _____ Name: _____

Materials Needed: _____

First Name: _____

Last Name: _____

Introduction: _____

1. _____

2. _____

3. _____

4. _____

Closing: _____

©Glenn Ward 2013

and explain how it will help your body.

- Design an **informative poster** that includes:
- The name of the destination
- Its location
- What you can do there
- What it looks like
- Are there animals?
- Draw some pictures


Example:



Year 1 Spelling Homework - Sky

Term: 2

Week: 5




Name: _____

Look, Cover, Say, Write, Check

Words	Monday	Tuesday	Wednesday	Thursday
Stretch out these words as you read eg g - a - p, gap r - e - d, red				
gap				
red				
wig				
mop				
hum				
saw				
house				
blue				
blew				

Year 1 Spelling Homework - Suns



Name: _____

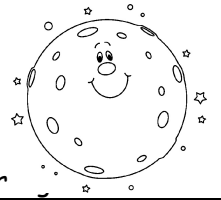
Term: 2

Week: 5

Word Family: 's...' blends Look, Cover, Say, Write, Check

Words	Monday	Tuesday	Wednesday	Thursday
spin				
stop				
scab				
swam				
slug				
slap				
were not				
weren't				
saw				
house				
blue				
blew				

Year 1 Spelling Homework - Moons



Term: 2

Week: 5

Word Family: 's...' blends Look, Cover, Say, Write, Check


Spelling Rule: Words that end in vowel-consonant must double consonant before adding er, ed or

Words	Monday	Tuesday	Wednesday	Thursday
sport				
sting				
scram				
swim				
slide				
slick				
big				
bigger				
biggest				
swimmer				
were not				
weren't				
night				
friends				
blue				
blew				

Platypus

The platypus belongs to the **monotreme** group of **mammals**.

They can be found in and around ponds, banks, creeks, streams and rivers of Eastern Australia, including Tasmania.




Platypuses are known for being one of the most unique creatures as they have a mixture of features from other animals like ducks, otters and beavers. They have webbed feet, a rubbery bill, waterproof fur and a flat tail. The male platypus has a poisonous, sharp **spur** on the heels of their hind legs which they use to fight away **predators**.

Platypuses are **carnivorous**. They like to eat insects and shellfish. They store food in special pouches in their cheeks.

A female platypus will lay an egg and after around 10 days the egg will hatch. The baby platypus will then stay safe in a burrow where it is looked after by its mother for around 4 months.

What do you know about a...

Platypus



Fact #1

Fact #3

Fact #2

Fact #4

Name: _____

Multiplication – equal groups

How many bananas? Let's look at these equal groups.



2



2



2

There are **3** bunches of .

There are **2**  in each bunch.

There are **6**  altogether.

1 How many ...


a  ?




2

bunches of

3



is



altogether.

b  ?



bags of



is



altogether.

c  ?



plates of



is



altogether.

d  ?



bowl of




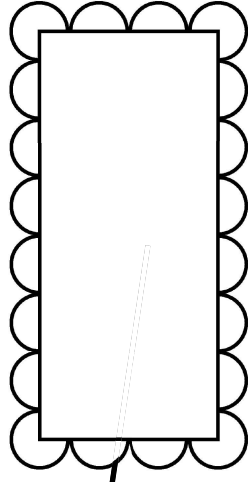
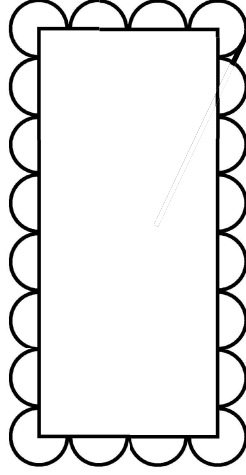



is



altogether.

I am a _____.



feet

fur

bill

eyes

tail

Multiplication – groups and arrays

You will need:



pencils



counters



a partner

What to do:

Work with your partner to find solutions for the following problems. Use counters or draw pictures to help.

- a** There are 5 sail boats at sea. Each boat carries 3 sailors. How many sailors are at sea?

- b** 1F line up after lunch in pairs. There are 8 sets of pairs. How many students in 1F?

- c** 1F have planted a flower garden. They have planted 5 flowers in each row. There are 15 flowers altogether. How many rows are there?

Name _____

How to _____

Materials Needed:

_____	_____
_____	_____
_____	_____

First
Next
Then
Last

Introduction:

1.


2.

3.

4.

Closing:

Platypuses

This image shows a blank sheet of white paper with ten horizontal black lines. The lines are evenly spaced and run across the width of the page, providing a template for handwriting practice or simple document formatting. There is no text or other content on the page.

By: _____

Exercise is Important



Name: Date:

Name of exercise	What you do (draw a picture)	How many times can you do it in a minute?	What happens to your body? (draw a picture)

Other Interesting Facts

Multiplication – explore

You will need:



a partner



counters



an eraser



copy

What to do:

Cut out the cards and put them in a pile. Take turns taking a card. Make the fact with counters, then write the answer in the box. Ask your partner to check. If it's right, you keep the card. If it's wrong, rub out your answer and put the card on the bottom of the pile. Play until all the cards are gone.

6 rows of 2 $6 \times 2 = \square$	3 rows of 3 $3 \times 3 = \square$	2 rows of 4 $2 \times 4 = \square$
4 rows of 3 $4 \times 3 = \square$	1 row of 7 $1 \times 7 = \square$	2 rows of 5 $2 \times 5 = \square$
2 rows of 8 $2 \times 8 = \square$	3 rows of 2 $3 \times 2 = \square$	5 rows of 1 $5 \times 1 = \square$
1 row of 5 $1 \times 5 = \square$	4 rows of 2 $4 \times 2 = \square$	2 rows of 2 $2 \times 2 = \square$

What they eat

Where they live

What they look like

Multiplication – explore

You will need:  a partner  2 dice  cubes  sticky notes


What to do:

You are about to build towers. One of you will roll for the number **of** towers, one of you will roll for the number of cubes **in** the tower. Decide who does what.

Roll both dice, then build the matching towers.

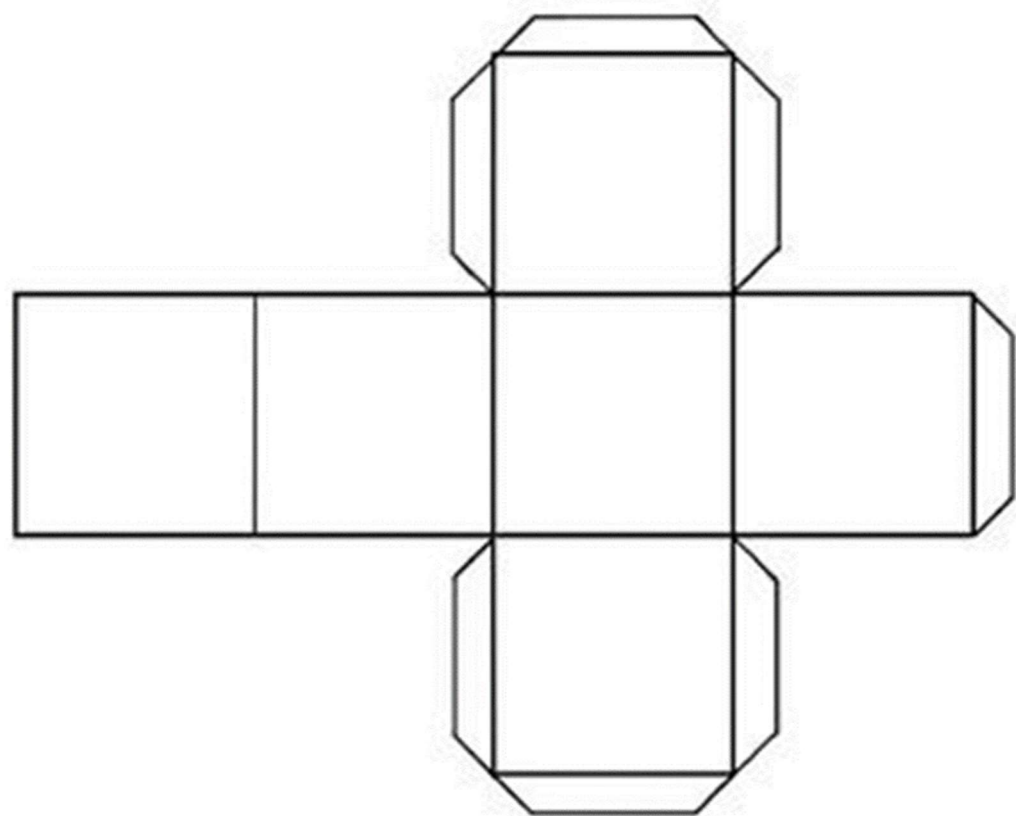
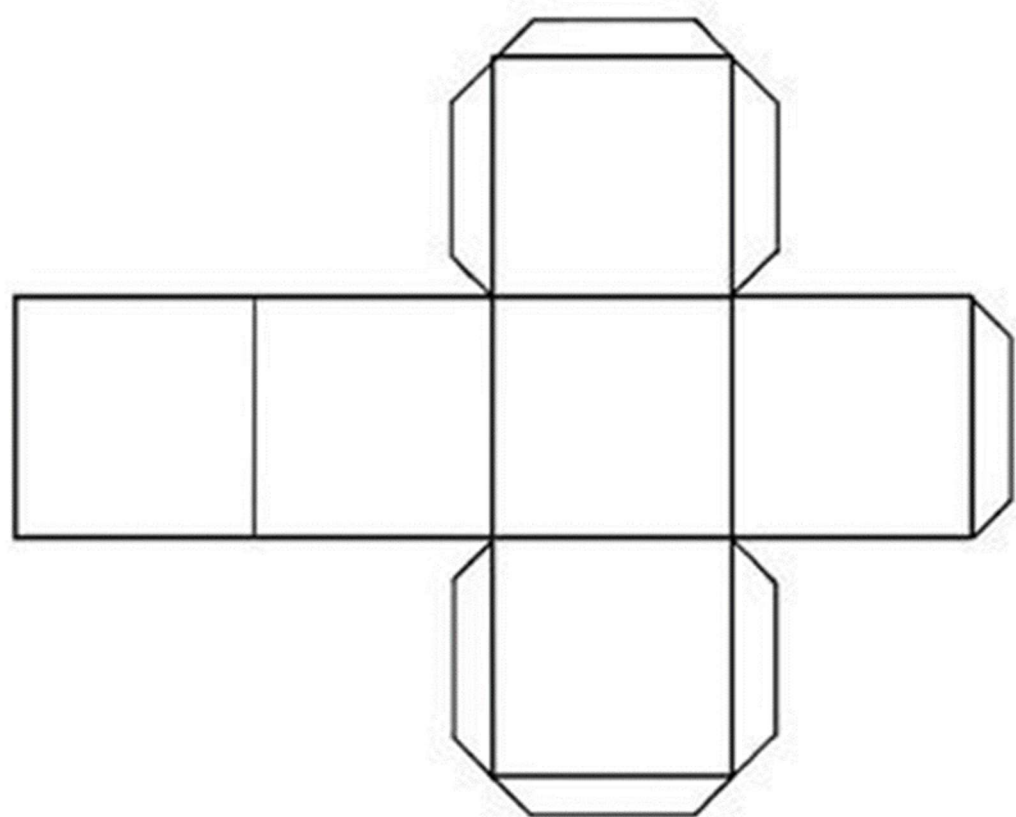
On a sticky note, write the matching fact and put it in front of the towers.

Play until you have created 5 facts.



What to do next:

Take turns building a set of towers. Your partner works out what fact it shows and writes it.



This page is intentionally left blank for the dice template

Practise Your Numbers

1

0

=

9

2

7

2

7

3

8

3

8

4

5

4

5

6

0

6

9